



Welcome Message



Dear members of the Korean Association of Maxillofacial plastic & Reconstructive Surgeons,

On behalf of the organizing committee of KAMPRS 2014, I warmly welcome all of you to the 53rd Congress of KAMPRS, hosted by Department of Oral and maxillofacial surgery, The Catholic University of Korea. I also would like to extend my sincere appreciation to the members of KAMPRS for entrusting me with the position of the chairman for the conference.

The 53rd Congress of KAMPRS will be held from October 31 to November 2, 2014 in Seoul with the main theme “**Push the Limits**”. It will be a great academic party for sharing the latest knowledge on clinical results of maxillofacial plastic & reconstructive surgery and related scientific fields.

Two invited lectures, two educational lectures and four symposiums on reconstruction using 3 D technology, TMJ, implant and sleep apnea will be given by prominent Korean and foreign experts.

We sincerely hope that you will enjoy the scientific and social programs that are presented to you and we thank you for supporting the 53rd Congress of KAMPRS.

I would like to thank those who have given generous supports for this conference, especially the president In-Ho Cha and executive staffs of KAMPRS. I would also appreciate it for the kind assistances and supports of the committee members of the 53rd congress of KAMPRS, OMFS department alumni and staffs of The Catholic University of Korea to set up the congress successfully.

Chairman of the 53rd Congress of the Korean Association of Maxillofacial Plastic Reconstructive

Surgeons

D.D.S, Ph.D.,

Sung Woon Pyo

Welcome Message



Dear respectful members of the Korean Association of Maxillofacial Plastic and Reconstructive Surgeons,

I am deeply honored to welcome you to the 53rd Congress of the Korean Association of Maxillofacial Plastic and Reconstructive Surgeons (KAMPRS), which is to be held from the 29th of October to the 1st of November, 2014, at Sejong University, organized by the Department of Oral and Maxillofacial Surgery, Catholic University, Korea. The theme of this congress is “**Push the Limits**”, as we need to push the limits and discuss about the new treatment protocols and research results in our field of practice.

In this congress, various symposiums will be held under the topics of 3-dimensional diagnosis and treatment planning in orthognathic surgery, as well as dental implants, sleep apnea, TMJ and maxillofacial trauma.

This congress can only be blossomed when there is an active participation and discussion of the members. I hope this congress could serve as an opportunity for the members to exchange their latest knowledge and obtain new ideas for the future research.

I would like to give special thanks to Sung Woon Pyo, the chairman of the congress, Hyunjoong Yoon, the chairman of the organizing committee, all the members and alumni of the Department of Oral and Maxillofacial Surgery, Catholic University, all the executive members of the KAMPRS and the sponsors of this congress. I also would like to extend sincere appreciation to the invited speakers of this congress. Lastly, I would like to express my deepest gratitude to all the members of the KAMPRS for your devotion to our association, and hope you enjoy the congress.

President, Korean Association of Maxillofacial Plastic and Reconstructive Surgeons,
In-Ho Cha



Welcome Message



존경하는 대한악안면성형재건외과학회 차인호 회장님,
표성운 학술대회장님과 조직위원회 여러분!
그리고 학회의 주인이신 회원 여러분!
안녕하십니까?

국내외 악안면성형재건외과 학문과 기술의 최신 동향을 확인해 볼 수 있는 축제의 장이 될 제53차 대한악안면성형재건외과학회 종합학술대회 및 정기총회 개최를 진심으로 축하드립니다.

대한악안면성형재건외과학회는 지난 1962년 창립 이래, 학회의 임원 및 회원님들이 남다른 열정과 노력으로 턱 얼굴 성형재건분야에서는 학술 연구 및 임상 수준을 국제적으로도 전혀 뒤지지 않을 만큼 발전시켜 왔습니다.

이러한 발전된 모습을 회원님들께서는 이번 제 53차 대한악안면성형재건외과학회 학술대회 강연 및 심포지움등을 통하여 확인할 수 있으실 것입니다 3차원 영상을 이용한 악안면재건, 악관절 질환, 임플란트, 수면무호흡증, 외상에 관한 국내외 여러 저명 연자들의 최신지견이 회원님을 기다리고 있습니다.

모쪼록, 연자들이 심혈을 기울여서 준비한 강연을 경청해 주시고, 내실 있게 준비된 학술대회를 통해 참가한 회원님들께는 임상에 적용할 수 있는 실용적인 정보와 지식을 얻을 수 있는 소중한 학술대회가 되길 바랍니다.

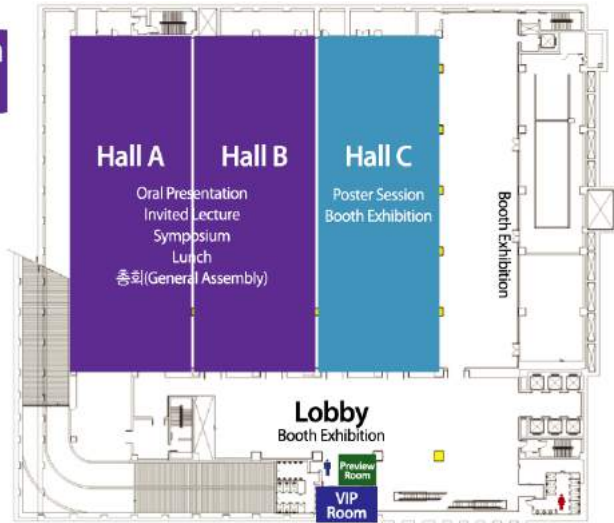
끝으로, 이번 학술대회 준비를 위해 모든 노력을 쏟아 부은 대한악안면성형재건외과학회 관계자 여러분과 가톨릭대학교 구강악안면외과학 교실원 여러분께 깊은 감사를 드리며, 참석하신 모든 분들의 가정에 건강과 행복을 기원합니다.

대단히 감사합니다.

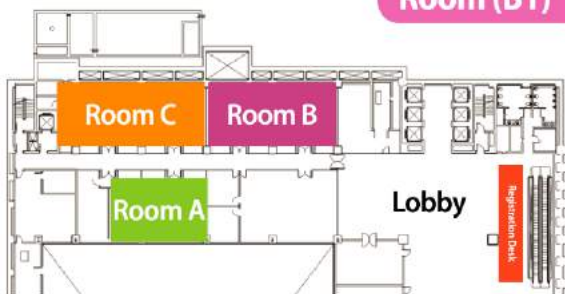
대한치의학회 회장
박준우

학회장 안내도

Convention Hall (B2)



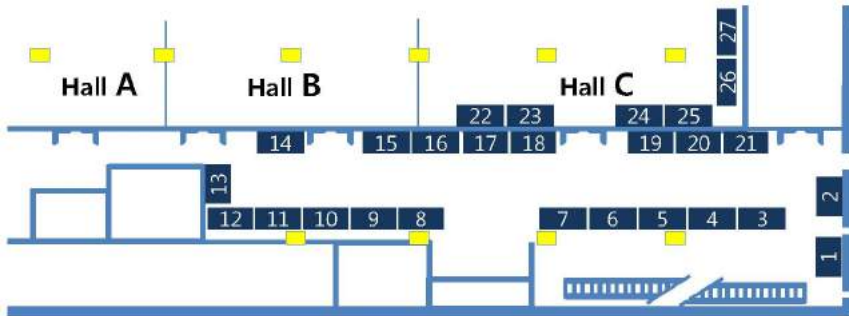
Conference Room (B1)



- Room A** KAMPRS 2014 Secretariat
- Room B** Oral presentation B
평의원회 (Council Meeting)
- Room C** Oral presentation C
Japanese-Korean Board meeting



Booth Exhibition (B2)



No.	Company	No.	Company
1	Stryker Korea	14	Wemedicare Corp.
2	Cosmo BioMedical Corp.	15, 16	Osstem Implant
3	Sky Seowon Dental Lab	17, 18	TRM Korea Corp.
4	Dalim Medical	19, 20	Shinhung
5	Biomet korea	21	BOK
6	GSSEM Korea	22	Green Cross
7	Shinhan Financial	23	CJ HealthCare
8, 9	Jeil Medical Corp.	24	Daewon Pharm. Corp.
10, 11	HDX Corp.	25	Bicon Implant
12	Joy n Consulting	26	Daehan Narae Publishing Inc.
13	UCT Medical Corp.	27	KAMPRS

Advertisement

Page	Company	Page	Company
Back Cover	Osstem Implant	52	Wemedicare Corp.
47	Jeil Medical Corp.	53	Yuhan Corp. Dentsply Implant
48	TRM Korea Corp.	54	Straumann Korea
49	HDX Corp.	55	SK chemical
50	Biomet korea	55	Ildong Pharm.
51	GSSEM Korea		

좌장 알림표

	시간	프로그램	장소	주제	좌장	소속
10월 30일	13:00-14:30	일반 연제	Hall A	Benign tumor, cyst, cancer	이정근	아주대학교
			Room B	Implant, tissue engineering, others	김철훈	동아대학교
			Room C	Orthognathic surgery	양병은 김진옥	한림대학교 경북대학교
	15:00-17:00	교육강연	Hall A	Temporomandibular joint surgery-risks, benefits and alternatives	홍총락 송승일	삼성서울병원 아주대학교
				High-tech research and innovation in Craniomaxillofacial surgery	이부규 허중기	서울아산병원 연세대학교
	17:00-17:30	KOICA	Hall A	Report of Confraternity: Volunteering in Ethiopia as Maxillofacial Surgeon dispatched by KOICA for 30 months	전주홍 이백수	서울아산병원 경희대학교
10월 31일	09:00-10:00	일반 연제	Hall A+B	CLP, infection, BRONJ	이 원	가톨릭대학교
			Room B	Cancer, reconstruction	김선중 김좌영	이화여자대학교 한림대학교
			Room C	Trauma, orthognathic surgery	박주용 김민근	국립암센터 강릉원주대학교
	10:30-12:00	초청강연	Hall A+B	Temporomandibular Joint reconstruction-current concepts	이의석 강영훈	고려대학교 경상대학교
				High-tech research and innovation in Craniomaxillofacial surgery	황순정 권경환	서울대학교 원광대학교
	13:00-15:30	심포지엄 I	Hall A+B	Reconstruction	김수관 박재익	조선대학교 가톨릭대학교
16:00-18:10	심포지엄 II	Hall A+B	Implant	이용찬 김형준	베스티안병원 연세대학교	
11월 01일	08:00-09:00	일반 연제	Hall A+B	Trauma	류동목 이재훈	경희대학교 단국대학교
			Room B	Tissue engineering, TMJ	안강민 백진아	서울아산병원 전북대학교
			Room C	Orthognathic surgery	김창현 이 준	가톨릭대학교 원광대학교
	09:00-10:40	심포지엄 III	Hall A+B	Sleep apnea	최영준 한세진	중앙대학교병원 단국대학교
	11:00-12:40	심포지엄 IV	Hall A+B	Trauma	최진영 이상화	서울대학교 가톨릭대학교
				Trauma	권대근 최문기	경북대학교 원광대학교

※ Hall A, B, C : 지하 2층
Room B, C : 지하 1층

포스터 심사 위원		
구분	성명	소속
심사위원장	김은석	단국대학교
심사위원	권용대	경희대학교
	정영수	연세대학교
	김인수	가톨릭대학교
	박홍주	전남대학교
	김학균	충남대학교



Program at a Glance

Time & Date	30 October (Thu)	31 October (Fri)	1 November (Sat)	
08:00-08:30	<i>Push the Limits</i>		Oral Presentation III	
08:30-09:00			Symposium III (Sleep Apnea) 1. Il Hee Hong (Seoul Sleep Clinic, Korea) 2. Yang-Hyun Chun (Kyung Hee University, Korea) 3. Tadaharu KOBAYASHI (Niigata University, Japan)	
09:00-09:30		Oral Presentation II		
09:30-10:00		<i>Coffee Break</i>		
10:00-10:30		Invited Lecture I (TMJ Reconstruction) David Keith (Massachusetts General Hospital, USA)		
10:30-11:00		<i>Coffee Break</i>		
11:00-11:30		Invited Lecture II (High-tech research and innovation in CMFS) Hans-Florian Zeilhofer (Basel University, Switzerland)		
11:30-12:00				Symposium IV for Residents (Trauma) 1. Min-Suk Kook (Chonnam National University, Korea) 2. Yu-Jin Jee (Kyung Hee University, Korea) 3. Jun-young Paeng (Kyungpook National University, Korea)
12:00-12:30		Registration		Lunch
12:30-13:00				General Assembly
13:00-13:30	Oral Presentation I	Symposium I (Reconstruction) 1. Philipp Juergens (Basel University, Switzerland) 2. Heon Jae Cho (Angle Dental Clinic, Korea) 3. Moon-Key Kim (Ilsan Hospital, Korea) 4. Jun UECHI (Health Sciences University of Hokkaido, Japan)		Poster Session & Exhibition (Poster Competition)
13:30-14:00				
14:00-14:30		<i>Coffee Break</i>		
14:30-15:00				
15:00-15:30	Educational Lecture I (TMJ) David Keith (Massachusetts General Hospital, USA)	Poster Session & Exhibition		
15:30-16:00	<i>Coffee Break</i>			
16:00-16:30	Educational Lecture II (High-tech research and innovation in CMFS) Hans-Florian Zeilhofer (Basel University, Switzerland)			
16:30-17:00	Report of Confraternity Ui-Lyong Lee (Chung-Ang University, Korea)			
17:00-17:30				
17:30-18:00				
18:00-21:00	KAMPRS Banquet		President's Reception	

종합학술대회 안내 및 공지 사항

1. 종합학술대회 참가 등록 안내

- 1) 현장등록은 10월 30일(목) 12:00부터 학술대회장 등록대(세종대학교 광개토관 지하 1층)에서 하실 수 있습니다.
- 2) 사전등록을 하신 분은 사전등록 창구에서 명찰(영수증, 식권, 부스 확인증 등), 프로그램 북, 기념품이 배부됩니다.
- 3) 대한악안면성형재건외과학회 신규입회(입회비 및 연회비)나 과년도 연회비를 납부하고자 하시는 회원께서는 등록대의 회원전용창구를 이용해 주십시오. 전공의 1년차 분들은 반드시 입회비를 납부하셔야 합니다.
- 4) 학회기간중 반드시 교부된 네임택을 착용해 주시고, 본실 시 등록대에서 재발급 받으시기 바랍니다.

2. 일반연제 구연 및 포스터 발표 안내

구연 발표(Oral Presentation)

- 1) 일반구연발표는 10분으로 세부적으로는 7분 발표, 3분의 질의응답으로 구성되어 있습니다.
- 2) 슬라이드 매수에는 제한이 없으며, 빔 프로젝트 1대를 이용하여 제한된 시간 내에 발표를 하셔야 합니다.
- 3) 슬라이드 및 기타 발표 자료는 반드시 발표 1시간 전까지 USB 등 저장매체를 이용하여 Preview Room에 제출하시기 바랍니다.
- 4) 사전 확인을 원하시는 분은 Preview Room을 방문하시어 확인해 주시기 바랍니다.

포스터 발표(Poster Presentation)

- 1) 포스터 설치시간: 2014년 10월 31일(금) 08:00 부터
- 2) 포스터 설치 장소: 컨벤션 홀 C
- 3) 포스터 규격: 90cm (W) × 120cm (H)
- 4) 포스터 철거시간: 2014년 11월 1일(토) 12:00~14:00
철거시간 내 철거되지 않은 포스터는 운영요원에 의해 철거될 수 있으며, 본인의 포스터가 분실되지 않도록 철거 시간 내 회수해 가시기 바랍니다.
- 5) 포스터 심사는 두 차례 진행될 예정이며, 1차 심사 후 우수 선정자에 한해 포스터 구연 발표가 진행될 예정입니다.
- 6) 포스터 발표 선정자는 개별 통보할 예정이며, 총 발표 시간은 5분으로 3분 발표, 2분 질의응답으로 구성되어 있습니다.
- 7) 포스터 발표시간: 2014년 11월 1일(토) 10:00~11:00
- 8) 우수 발표자에게는 학술상 시상 예정입니다.

3. 일반연제 발표에 대한 심사 및 시상 요강

- 1) 본 학회에서 우수 포스터 발표 연제를 선정하여 최우수 논문상 1인, 우수논문상 3인을 선정할 예정입니다.
- 2) 우수 논문상에 대한 시상은 학술대회 '정기총회'에서 진행 될 예정입니다.
- 3) 심사 항목은 총 100점 만점으로 논문의 창의성(30), 논리 전개의 합리성(30), 결과의 중요성(30), 발표능력(10)에 대해 포스터 심사위원이 심사 합니다.



4. 구연 좌장님들에 대한 안내

- 1) 좌장분들께서는 발표 예정 10분 전까지 해당 발표장 좌장석에 입장해 주시기 바랍니다.
- 2) 좌장 벨이나 기타 안내를 통해 발표가 주어진 시간 내에 진행 될 수 있도록 재 주십시오.
발표 시간: 10분(발표 7분, 질의 응답 3분)
- 3) 문의 사항이나 학회장에서 필요한 사항이 있으시면 대기 중인 진행요원에게 문의하시기 바랍니다.

5. 포스터 심사위원님들에 대한 안내

- 1) 1차 심사 결과는 10월 31일(금) 17:00 이전까지 제출해 주시기 바랍니다.
- 2) 1차 우수포스터를 선정하여 발표가 진행 됩니다.
발표 시간: 11월 1일(토) 10:00-11:00
발표 시간: 5분(3분 발표 2분 질의 응답)
- 3) 2차 심사 결과는 11월 1일(토) 11:00까지 제출해 주시기 바랍니다.
원활한 진행을 위해 시간을 엄수해 주시기 바랍니다.

주요일정안내

1. 평의원회(Council Meeting)

- 일시: 2014년 10월 30일(목) 15:00 [October 30th(Thu) 15:00, 2014]
- 장소: 컨벤션센터 지하 1층 B룸 [Room B, B1]

2. 대한약안면성형재건외과인의 밤(KAMPRS Banquet)

- 일시: 2014년 10월 30일(목) 18:00 (October 30th 18:00, 2014)
- 장소: 컨벤션 홀 B+C (Convention Hall B+C, B2)

3. 학술대회장 초청만찬(Congress Chairman's Reception)

- 일시: 2014년 10월 31일(금) 18:30 (October 31st 18:30, 2014)
- 장소: 하이난(중식당), Hainan (Chinese Restaurant)
- 약도: 서울 광진구 능동로 243-1





4. 정기총회(General Assembly)

- 일시: 2014년 11월 1일(토) 12:30-13:00 [November 1st(Sat) 12:30-13:00, 2014]
- 장소: 컨벤션 홀 A+B (Convention Hall A+B, B2)

5. 경품추첨(Prize Lottery)

- 일시: 2014년 11월 1일(토) 13:00 [November 1st(Sat) 13:00, 2014]
- 장소: 컨벤션 홀 A+B (Convention Hall A+B, B2)
- 총회 직후 추첨

6. 전시(Exhibition)

- 일시: 2014년 10월 30일(목) 12:00 [October 30th(Thu) 12:00, 2014] ~ 11월 1일(토) 13:00, 3일간
[November 1st(Sat) 13:00, 2014]
- 장소: 컨벤션 홀 C (Convention Hall C, B2)

General Guideline

1. Registration Guideline

- Registration Desk: B1, Lobby
- Registration Hours: October 31st(Thu) 12:00–

If you have already registered for KAMPRS 2014, please visit pre-registration desk, if not, please visit onsite registration desk. Overseas participants need to pay their registration fee only at the registration desk by cash during the conference period. All participants are requested to wear their name tag during the KAMPRS 2014 period.

2. Instructions

For oral Presenter

All presentation will start at the schedule time, so please visit the Presentation File SubmitDesk about 1 hour before your presentation, and submit your presentation file in order to prevent unexpected problem. Presentation File SubmitDesk will be located in front of each Oral Presentation Room.

For Poster Presenter

- Poster mounting will be possible from October 31st(Fri), 08:00 ~
- Removal will be possible from November 1st(Sat) 12:00~14:00.
- Outstanding poster presentation time will be from November 1st(Sat) 10:00~11:00.

Please count your poster on the designated place based on our notice.

Presenters must stand by their posters during the presentation time.

Please note that posters remaining on display after the symposium closes will be taken down by the staffs and will not be stored or sent to the presenter.

3. Special Meeting & Social Events

KAMPRS Banquet

- Date & Time: Oct. 30th(Thu) 2014, 18:00
- Venue: Convention Hall B+C, B2

Congress Chairman's Reception

- Date & Time: Oct. 31st(Fri) 2014, 18:30
- Venue: Hainan(Chinese Restaurant)



General Assembly

- Date & Time: Nov. 1st(Sat) 2014. 12:30
- Venue: Convention Hall A+B, B2

Prize Lottery

- Date & Time: Nov. 1st(Sat) 2014. 13:00
- Venue: Convention Hall A+B, B2

Exhibition

- Date & Time: Oct. 30th(Thu) 13:00 ~ Nov. 1st(Sat) 12:00
- Venue: Convention Hall C, B2

Invited Speaker



Presentation Title Educational Lecture I: Temporomandibular joint surgery-risks, benefits and alternatives	
Speaker	David A. Keith Massachusetts General Hospital, USA
Time	October 30, 15:00-16:00

Presentation Title Invited Lecture I: Temporomandibular Joint reconstruction-current concepts	
Speaker	David A. Keith Massachusetts General Hospital, USA
Time	October 31, 10:30-12:00

Clinical Professor of Oral and Maxillofacial Surgery Harvard School of Dental Medicine
 Visiting Oral and Maxillofacial Surgeon Massachusetts General Hospital
 Director, Dental, Oral & Maxillofacial Surgery & Optical Programs Harvard Vanguard Medical Associates
 Chief, Oral and Maxillofacial Surgery, Harvard Community Health Plan



Presentation Title Educational Lecture II: High-tech research and innovation in Craniomaxillofacial surgery	
Speaker	Hans-Florian Zeilhofer Basel University, Switzerland
Time	October 30, 16:00-17:00

Presentation Title Invited Lecture II: High-tech research and innovation in Craniomaxillofacial surgery	
Speaker	Hans-Florian Zeilhofer Basel University, Switzerland
Time	October 31, 10:30-12:00

Head of the Departments of Oral and Cranio-Maxillofacial Surgery of University Hospital Basel/Switzerland and of Kantonsspital Aarau/Switzerland
 Director of Hightech Research Center of Cranio-Maxillofacial Surgery in Basel
 Spokesman of research coalition "Clinical Morphology & Biomedical Engineering (CMBE) of the Medical Faculty of University of Basel
 President of Swiss Society of Oral and Maxillo-Facial Surgery (SSOMF)



Presentation Title	
Report of Confraternity: Volunteering in Ethiopia as Maxillofacial Surgeon dispatched by KOICA for 30 months	
Speaker	이의룡(Prof. Ui-Lyong Lee) Chungang University Hospital, Korea
Time	October 30, 17:00-17:30

Clinical Assistant Professor, Department of Oral and Maxillofacial Surgery, Chungang University Hospital, Seoul, Korea



Presentation Title	
Symposium I (Reconstruction): New technologies for planning and performing ablative and reconstructive tumour surgery in Craniomaxillofacial area	
Speaker	Philipp Juergens Basel University, Switzerland
Time	October 31, 13:00-15:30

Associate Professor for Oral and Maxillofacial Surgery at Medical Faculty, University Basel (Habilitation)

Senior consultant surgeon at Klinik für Mund-, Kiefer- und Gesichtschirurgie, Universitätsspital Basel

Fellow of the European Board of Oral and Maxillofacial Surgeons (FEBOMFS)

Visiting Professor Faculty of Odontology Sao Paulo State University, Campus Araraquara



Presentation Title	
Symposium I (Reconstruction): Application of 3D Images in Diagnosis, Treatment Planning, and Outcome Evaluation of Orthognathic Surgeries	
Speaker	조현재(Prof. Cho, Heon-Jae) Angle Dental Clinic, Korea
Time	October 31, 13:00-15:30

Dr. Cho's Orthodontic Office

President, Korean Society of Orthodontists (KSO)

Member of Angle Society of Orthodontists



Presentation Title	
Symposium I (Reconstruction): Diagnosis and treatment planning using three-dimensional imaging technology in orthognathic surgery: status and prospects	
Speaker	김문기(Prof. Moon-Key Kim) NHIS Ilsan Hospital, Korea
Time	October 31, 13:00-15:30

국민건강보험 일산병원 치과 구강악안면외과

연세대학교 치과대학 구강악안면외과학교실 임상부교수



Presentation Title Symposium I (Reconstruction): Management of surgical-orthodontic patients with 3-D CAD/CAM technologies	
Speaker	Jun UECHI Health Sciences University of Hokkaido, Japan
Time	October 31, 13:00-15:30

Lecturer, Division of Orthodontics and Dentofacial Orthopedics, Department of Oral Growth and Development, School of Dentistry, Health Sciences University of Hokkaido



Presentation Title Symposium II (Implant): CAD/CAM in Implant Dentistry	
Speaker	김종엽(Prof. Jongyub Kim) DanKook University, Korea
Time	October 31, 16:00-17:30

대한약안면성형재건외과학회 인정의
대한디지털치의학회 이사
보스톤스마트치과의원 원장



Presentation Title Symposium II (Implant): Graft Materials and Stem Cells	
Speaker	윤정호(Prof. Jeong-Ho Yun) Inha University, Korea
Time	October 31, 16:00-17:30

인하대학교 의학전문대학원 치과학교실 조교수




Presentation Title Symposium II (Implant): Implant-related complications in medically compromised patients - update of systemic review	
Speaker	권대근(Prof. Tae-Geon KWON) Kyungpook National University, Korea
Time	October 31, 16:00-17:30

경북대학교 치과대학 구강악안면외과 교수



Presentation Title	
Symposium III (Sleep Apnea): Diagnosis and Surgical Management considering its pathophysiology	
Speaker	홍일희(Prof. Il Hee Hong) Seoul Sleep Clinic, Korea
Time	November 1, 9:00-10:30

대한이비인후과학회이사
이비인후과 개원의사회 총무부회장
한국수면학회 이사
대한수면학회 평의원 및 이사
강남구 의사회 이사
서울수면클리닉 원장



Presentation Title	
Symposium III (Sleep Apnea): Diagnosis and Reversible Treatment of Snoring and Obstructive Sleep Apnea	
Speaker	전양현(Prof. Chun, Yang-Hyun) Kyung Hee University, School of Dentistry, Korea
Time	November 1, 9:00-10:30

경희대학교 안면통증구강내과학교실 전공주임교수
경희의료원 치과병원 구강내과 과장
경희의료원 만성구강안면통증센터 센터장
대한안면통증구강내과학회 감사
대한측두하악장애학회 회장
미국 메릴랜드치과대학 객원교수



Presentation Title	
Symposium III (Sleep Apnea): Characteristics and treatment strategies of Japanese patients with obstructive sleep apnea	
Speaker	Tadaharu KOBAYASHI Niigata University, Japan
Time	November 1, 9:00-10:30

Professor of Division of Reconstructive Surgery for Oral and Maxillofacial Region, Graduate School of Medical and Dental Sciences, Niigata University (Chief: Prof. Tadaharu KOBAYASHI)



Presentation Title

Symposium IV (Trauma): NOE and orbital blow-out fracture

Speaker	국민석(Prof. Min-Suk Kook) Chonnam National University School of Dentistry, Korea
Time	November 1, 11:00-12:30

Associate Professor, Dept. of Oral and Maxillofacial Surgery
Chonnam National University School of Dentistry, Gwangju, Korea



Presentation Title

Symposium IV (Trauma): Surgical treatment of maxillary and zygomatic fracture

Speaker	지유진(Prof. Yu-Jin Jee) Kyung Hee University, Korea
Time	November 1, 11:00-12:30

강동경희대학교 치과대학병원 구강악안면외과 교수
강동경희대학교 치과대학병원 기획진료부원장



Presentation Title

Symposium IV (Trauma): Reevaluation of the basic procedures and approach to difficult and complex cases in mandibular fractures: based on CQs (clinical questions)

Speaker	팽준영(Prof. Jun-Young Paeng) Kyungpook National University Hospital, Korea
Time	November 1, 11:00-12:30

경북대학교 치의학전문대학원 구강악안면외과학교실
Assistant professor, Dept. of Oral and Maxillofacial Surgery, Kyungpook National University Hospital

Oral Presentation

Oct. 30, 2014, Hall A Benign tumor, Cyst & Cancer

- A-1-1 **Botulinum toxin A injection for preventing recurrence of oral ranula: a case report**
Woo-Young Lee, Min-Keun Kim, Seong-Gon Kim, Kwang-Jun Kweon, Young-Wook Park
Department of Oral & Maxillofacial Surgery, College of Dentistry, Gangneung-Wonju National University
- A-1-2 **Adenomatoid odontogenic tumor associated with unerupted mandibular lateral incisor**
Won Gyo Seo, Yong Hwan Kim, Moon Young Kim, Se Jin Han, Chul Hwan Kim, Jae Hoon Lee, Kyung Wook Kim
Department of Oral and Maxillofacial Surgery, College of Dentistry, Dankook University
- A-1-3 **Surgery for treatment of buccal hemangioma: A case report**
Tae Hwan Kim, Hae Seo Park, Moon Young Kim, Se Jin Han, Chul Hwan Kim, Jae Hoon Lee, Kyung Wook Kim
Department of Oral and Maxillofacial Surgery, College of Dentistry, Dankook University
- A-1-4 **A Rare Case from Cyst Enucleation to Mandibular Reconstruction with Free Pedicled Fibula Flap: A Case Report**
Hyunyoung Kim, Eun-Jung Kwak, Ho-Sung Lee, Seung-Won Chung, Jung-Woo Nam, Hyung-Sik Park, Hyung Jun Kim
Dept. of Oral & Maxillofacial Surgery, College of Dentistry, Yonsei University
- A-1-5 **Oral squamous cell carcinoma around the dental implant**
Min-Woo PARK, Soung-Min KIM, Hoon MYOUNG, Jong-Ho LEE, Myung-Jin KIM
Department of Oral and Maxillofacial Surgery, Seoul National University Dental Hospital
- A-1-6 **Surgical treatments and postoperative care in oral squamous cell carcinoma patients with systemic disease related to hemostatic disorders: Cases reports & Review of literatures**
Sang-Yong Yoon*, Jae-Min Song, Jae-Yeol Lee, Yong-Deok Kim, Sang-Hun Shin, Uk-Kyu Kim, In-Kyo Chung
Department of Oral and Maxillofacial Surgery, School of Dentistry, Pusan National University
- A-1-7 **A single cervical lymph node metastasis of malignant ameloblastoma**
Ji-Wan Kim*, Kang-Min Ahn
Department of Oral and Maxillofacial Surgery, College of Medicine, University of Ulsan, Asan Medical Center

A-1-8 Diffuse Large B-cell Lymphoma of the Parotid gland: Clinical Case
Hyeong-Geun LEE*, Hyo- Geon KIM, Sang-Yong YOON, Sang-wook AHN,
Jae-Min SONG, Jae-Yeol LEE, Dae-Seok HWANG, Yong-Deok KIM,
Sang-Hun SHIN, Uk-Kyu KIM, In-Kyo CHUNG
Department of Oral and Maxillofacial Surgery, School of Dentistry, Pusan National University

A-1-9 Is Elective Neck Dissection Needed in Squamous Cell Carcinoma of Maxilla?
Jung Hyun Park, Jung Woo Nam, Woong Nam, Hyung Jun Kim, In-Ho Cha
Department of Oral and Maxillofacial Surgery, College of Dentistry, Yonsei University

Oct. 30, 2014, Room B-1 Implant, Tissue engineering & Others

B-1-1 Evaluation of bone gains after implant placement in the maxillary sinus without bone grafting: a clinical and radiographic retrospective study
J.I.Lee*, H.J.Yoon, S.H.Lee, D.W. Jung, J.K.Kim
Department of Oral and Maxillofacial Surgery, Yeouido St. Mary's Hospital, The Catholic University of Korea

B-1-2 A clinical long-term result of simultaneous dental implantation with autologous bone graft in severely atrophic ridges
Young-Hoon Kang, June-Ho Byun, Mun-Jeong Choi, Bong-Wook Park
Department of Oral & Maxillofacial Surgery, School of Medicine and Institute of Health Science, Gyeongsang National University

B-1-3 Long term evaluation of bone regeneration by rhBMP-2 after maxillary sinus floor augmentation using 3D CT
Hoon Joo Yang, Soon Jung Hwang
Department of Oral and Maxillofacial Surgery, Brain Korea 21 Plus, Dental Research Institute, School of Dentistry, Seoul National University

B-1-4 Prognosis and feasibility of rhBMP-2 in various maxillofacial bone defect
Young-wook Jung*, Seung-il Song, Ho-kyung Lee, Jeong-keun Lee
Oral and Maxillofacial Surgery, Department of Dentistry, Ajou University School of Medicine

B-1-5 Healing pattern of extraction socket after autogenous tooth-bone graft
Jang Won Lee, Eun Joo Choi, Moon Gi Choi, Kyoung-Hwan Kwon
Department of Oral and Maxillofacial Surgery, College of Dentistry, Wonkwang University

B-1-6 An experimental study of xenogeneic demineralized dentin matrix act as a scaffold for BMP
Heung Chul Park, Hang Gul Kim, Moon Young Kim, Se Jin Han, Chul Hwan Kim, Jae Hoon Lee, Kyung Wook Kim
Department of Oral and Maxillofacial Surgery, College of Dentistry, Dankook University

- B-1-7 The difference in bone regeneration capability of silk cocoon from the different layer when it was used for guided bone regeneration
Hyun_Seok¹, Seong-Gon Kim¹, Tae Yeon Kang²
¹Department of Oral and Maxillofacial Surgery, College of Dentistry, Gangneung-Wonju National University, ²Gangneung Center, Korea Basic Science Institute
- B-1-8 Pneumomediastinum and subcutaneous emphysema after periodontal treatment using air-flow equipment: a case report
kang-hyuk kim, jung-hyeon lee, jong-ho lee, chang-hyen kim, je uk park
Department of Oral & Maxillofacial Surgery, Seoul St. Mary's Dental Hospital, The Catholic University of Korea
- B-1-9 The Computer-assisted and Robot-guided Laser Osteotome for Mandibular Osteotomies—The Biological Response
K-W. Baek^{1,2}, Juergens^{1,2}, Cattin³, H-F. Zeilhofer^{1,2}
¹Department of Cranio-Maxillofacial Surgery, University Hospital Basel, Basel, Switzerland, ²Hightech Research Centre of Cranio-Maxillofacial Surgery, University of Basel, Basel, Switzerland, ³Medical Image Analysis Centre, University of Basel, Basel, Switzerland

Oct. 30, 2014, Room C-1 Orthognathic surgery

- C-1-1 Evaluation of postoperative stability of mandibular setback surgery after intersegmental rigid fixation with intentional counter-clockwise rotation of the proximal segment using 3D CTs and lateral cephalograms
Jae-Bong Park, Soon-Jung Hwang
Dept. of Oral and Maxillofacial Surgery, School of Dentistry, Seoul National University
- C-1-2 The Stability of orthognathic treatment for skeletal anterior open bite: 6 year follow up study
Sung-Keun Choi*, Jung-won Cho, Ji-eun Yoon Jin-woo Kim, Sun-Jong Kim, Myung-Rae Kim
Department of Oral and Maxillofacial Surgery, Ewha Womans University Mokdong Hospital
- C-1-3 Evaluation of 3-Dimensional Soft Tissue Morphologic Changes After Using the Orthognathic Surgery with Buccal Fat Pad Resection in Facial Asymmetry Patients
Seung-Hyun Rhee*, In-Kyo Chung, Sang-Yong Yoon, Sang-Wook Ahn, Jae-Min Song, Jae-Yeol Lee, Yong-Deok Kim, Sang-Hun Shin, Uk-Kyu Kim
Department of Oral and Maxillofacial Surgery, School of Dentistry, Pusan National University
- C-1-4 The 3D analysis of nasal septum deviation after orthognathic surgery with Le Fort I osteotomy
Seong-won Yun*, Jin-Wook Kim, Jun-Young Paeng, So-Young Choi, Tae-Geon Kwon
Dept. of Oral & Maxillofacial Surgery, School of Dentistry Kyungpook National University
- C-1-5 A Study on the Bone Density of the Osteotomy Sites in Orthognathic surgery
Sung-woon ON*, Seung-il SONG , Ho-kyoung Lee, Jeong-keun LEE
Department of Dentistry, Oral and Maxillofacial Surgery, Ajou University School of Medicine

- C-1-6 Long term osseous healing of an unfixed bone fragment of the distal segment after distal cutting in sagittal splint ramus osteotomy and its effect on volume preservation of ascending ramus
Kyungiin Lee, Soon Jung Hwang
Department of Oral and Maxillofacial Surgery, College of Dentistry, Seoul National University
- C-1-7 3-dimensional morphologic analysis of horizontally asymmetry mandible and surrounding soft tissue based on T-classification: retrospective study
Jin-Geun Kim, Seung-Won Chung, Hwi-Dong Jung, Young-soo Jung, Hyung-sik Park
Department of Oral and Maxillofacial Surgery, Collage of Dentistry, Yonsei University
- C-1-8 Maxillomandibular advancement (MMA) with modification for patient with obstructive sleep apnea considering facial aesthetics
Ho-Jin Lee, Jin-Young Choi
Department of Oral and Maxillofacial Surgery, School of Dentistry, Seoul National University
- C-1-9 Maxillary orthognathic surgery using CAD/CAM template without intermediate splint
Soon Jung Hwang*, Jeong Joon Han, Hoon Joo Yang
Seoul National University Dental Hospital, School of Dentistry, Seoul National University

Oct. 31, 2014, Hall A+B CLP, Infection & BRONJ

- A-2-1 A Study on Extent of Palatal Lengthening after Palatoplasty
Jun-Hwa Kim*, Sang-Min Yi, Myung-In Kim, Byeong-Guk Kim, Jaw-Wang Lee, Hong-Ju Park, Sun-Youl Ryu
Department of Oral and Maxillofacial Surgery, School of Dentistry, Chonnam National University
- A-2-2 A Retrospective Study on Sequential Treatment of Cleft Lip and Palate
Byeongguk Kim
Department of Oral and Maxillofacial Surgery, School of Dentistry, Dental Science Research Institute, Chonnam National University
- A-2-3 Fisher Method for Unilateral Cleft Lip - report of cases
Hui-Young Kim^{1*}, Jung-Hyun Kim¹, Ming-Chih Chang², In-Seok Song³, Byoung-Moo Seo¹
¹*Department of Oral and Maxillofacial Surgery, School of Dentistry, Seoul National University,* ²*Sijih Cathay General Hospital, New Taipei City Taiwan,* ³*Department of Oral and Maxillofacial Surgery, Anam Hospital, Korea University*
- A-2-4 Bisphosphonate related osteonecrosis of the jaw in metastatic breast cancer patients
Hong-Joon Kim*, Kang-Min Ahn
Department of Oral and Maxillofacial Surgery, College of Medicine, University of Ulsan, Asan Medical Center
- A-2-5 A Clinical study of treatment and prognosis of a Actinomycosis patient
In-Hee Woo, Kang-nam Park, Seung-Min Oh, Jwa-Young Kim, Byoung-Eun Yang
Department of Oral and Maxillofacial Surgery, Hallym University Sacred Heart Hospital

- A-2-6 Clinical study about the relation between general diseases and Bisphosphonate-related osteonecrosis of the jaw
Seung Jae Paek, Moon Gi Choi, Eun Joo Choi, Jung Hoon Yoon, Kyung-Hwan Kwon
Department of Oral and Maxillofacial Surgery, College of Dentistry, WonKwang University, Wonkwang Dental Research Institute

Oct. 31, 2014, Room B-2 Cancer & Reconstruction

- B-2-1 Positive expressions of NANOG, CD44 and p53 mutation is directly associated with clinicopathological factors and prognosis in oral squamous cell carcinoma
Bong-Wook Park^{1*}, Young-Hoon Kang¹, June-Ho Byun¹, Mun-Jeong Choi¹, Jong-Sil Lee²
¹*Department of Oral and Maxillofacial Surgery, School of Medicine, Institute of Health Science, Gyeongsang National University;* ²*Department of Pathology, School of Medicine, Gyeongsang National University*
- B-2-2 Fibular free flap reconstruction in bisphosphonate related osteonecrosis of the jaw
Jong-Hyun Hwang^{*}, Kang-Min Ahn
Department of Oral and Maxillofacial Surgery, College of Medicine, University of Ulsan, Asan medical center
- B-2-3 Modified reconstruction post adaptation for the flexible denture fabrication: preliminary report
Ik Jae Kwon^{*}, Soung Min, Kim, Hoon Myung, Jong Ho Lee, Myung Jin Kim
Seoul National University Dental Hospital
- B-2-4 Immediate Mandibular Reconstruction With A Vascularized Fibula Free Flap Using Virtual Surgical Planning in Osteosarcoma of the Mandible in Children: 2 cases
Jung Woo Nam, Jung Hyun Park, Woong Nam, In Ho Cha, Hyung Jun Kim
Department of Oral & Maxillofacial Surgery, College of Dentistry, Yonsei University
- B-2-5 Expression of cancer stem cell marker during 4-nitroquinoline 1-oxide-induced rat tongue carcinogenesis
Je-Seok Oh^{*}, Sung-yong Song, Kil-Hwa Yoo, Gap-Hee Youn, Sang-Min Yi, Byeong-Guk Kim, Jonghyon Chong, Seunggon Jung, Min-suk Kook, Honj-ju Park, Hee-kyun Oh
Department of Oral and Maxillofacial Surgery, School of Dentistry Chonnam National University
- B-2-6 Double-layered collagen graft to the radial forearm free flap donor sites
Tae-Jun Park^{*}, Kang-Min Ahn
Department of Oral and Maxillofacial Surgery, College of Medicine, University of Ulsan, Asan Medical Center

Oct. 31, 2014, Room C-2 Trauma & Orthognathic surgery

C-2-1 Interdisciplinary Surgical Management of Panfacial Fractures with Image-Guided Navigation

Jin-Woo Kim¹, Jinyang Wu², Shilei Zhang², JW Cho¹, JE Yoon¹, SG Choi¹, SJ Kim¹, MR Kim¹
¹Dept. of Oral and Maxillofacial Surgery, Ewha Womans University Medical Center, ²Department of Oral and Maxillofacial Surgery, Ninth People's Hospital, College of Stomatology Shanghai Jiao Tong University School of Medicine, Shanghai, China

C-2-2 Bone healing analysis by 3-D CT images after conservative approach to mandibular condyle fracture

Yoshio Yamashita, Masahito Shigematsu, Daiji Shimohira, Atsushi Danjo, Masanari Inoue, Masaaki. Goto
Saga Medical School, Saga University, Japan

C-2-3 Clinical and radiographical analysis of mandibular pathologic fracture

Chul-Man Kim^{*}, So-Young Choi, Jun-Young Paeng, Tae-Geon Kwon, Chin-Soo Kim, Jin-Wook Kim
Department of Oral and Maxillofacial Surgery, School of Dentistry, Kyungpook National University

C-2-4 Reconstructon of mandibular angle defect after excessive angle reduction using translocation of mandibular monocortical segment on buccal side

Jeong Joon Han^{*}, Soon Jung Hwang
Department of Oral and Maxillofacial Surgery, School of Dentistry, Seoul National University

C-2-5 Histological and Electron microscopic analysis of Removed polyethylene implant (PPE, MEDPOR®)

Min Hyeog Park^{*}, So-Young Choi, Tae-Geon Kwon
School of Dentistry Kyungpook National University

C-2-6 Correlation between mandibular canal position and IAN encounter during mandibular SSRO using 3D CT analysis

Young-jin Son, Jong-Hyun Hwang, Ju-Hong Jeon^{*}
Department of Oral and Maxillofacial Surgery, Seoul Asan Medical Center

Nov. 1, 2014, Hall A+B Trauma

A-3-1 Retrospective study of trans-oral endoscopic-assisted open reduction and internal fixation(EAORIF) for mandibular condyle fractures

Dong-Young Chung^{*}, Hyun-Jung Jang, Tae-Geon Kwon, Jin-Wook Kim, So-Young Choi, Jun-Young Paeng
Dept. of Oral & Maxillofacial Surgery, School of Dentistry, Kyungpook National University

- A-3-2 The Management of the orbital wall fracture – Case report: Complications associated with the orbital trauma, especially traumatic optic neuropathy
Sung-Hoon Byun, Dong-Yul Kim, Hyung-Suck Son, Ji-Uk Kim, Sang-su Lee, Jang-Ho Son, Yeong-Cheol Cho, Iel-Yong Sung
Department of Oral and Maxillofacial Surgery, Ulsan University Hospital
- A-3-3 Retrospective study for prognosis after surgical and conservative treatment of the mandibular condyle fractures
Doo-yeon Hwang, Ho-Kyung Lee, Seung-il SONG*, Jeong-keun LEE
Oral and Maxillofacial Surgery, Department of Dentistry, Ajou University School of Medicine
- A-3-4 Introduction of an Easy Technique for Facial Bone Surgery with Newly Designed Plate (Keyhole Plate)
Kang Nam Park, In Hee Woo, Seung Min Oh, Jwa Young Kim, Byoung Eun Yang*
Department of Oral and Maxillofacial Surgery, College of Medicine, Hallym University Department of Oral and Maxillofacial Surgery, Hallym University Sacred Heart Hospital
- A-3-5 The study of stability of absorbable internal fixation (OSTEOTRANS MX®) after mandibular fracture patients
Min-Hyeog Park
Dept of Oral and Maxillofacial Surgery, College of Dentistry, Kyungpook National University
- A-3-6 The retrospective study associated with oral and maxillofacial surgery region in major trauma patients
Han-Kyul PARK, Jae-Yeol LEE, Tae-Seup KIM, Sang-Yong YOON, Sang-wook AHN, Jae-Min SONG, Dae-Seok HWANG, Yong-Deok KIM, Sang-Hun SHIN, Uk-Kyu KIM, In-Kyo CHUNG
Department of Oral and Maxillofacial Surgery, School of Dentistry, Pusan National University

Nov. 1, 2014, Room B-3 Tissue engineering & TMJ

- B-3-1 Effect of chitosan on expression of osteogenic genes during the healing of rat extraction socket
Gap-Hee Youn*, Kil-Hwa Yoo, Je-Seok Oh, Sang-Min Yi, Myung-In Kim, Byeong-Guk Kim, Jun-Hwa Kim, Seunggon Jung, Min-Suk Kook, Hong-Ju Park, Sun-Youl Ryu, Hee-Kyun Oh
Department of Oral and Maxillofacial Surgery, College of Dentistry, Chonnam University
- B-3-2 Positive effect of alendronate in ultraviolet coated dental implants in rabbit tibial bone
H.S. Kim^{1*}, B.Y. Choi¹, B.C. Kim¹, J. Lee²
¹*Department of Oral and Maxillofacial Surgery, School of Dentistry, Wonkwang University,* ²*Wonkwang Bone Regeneration Research Institute, Wonkwang University*

- B-3-3 Effects of cigarette smoke extract on osteoblastic differentiation of cultured human periosteal-derived cells
June-Ho Byun¹, Bong-Wook Park¹, Young-Hoon Kang¹, Iel-Yong Sung², Jong-Ryoul Kim³, Young-Sool Hah⁴
¹Department of Oral and Maxillofacial Surgery, Gyeongsang National University School of Medicine, ²Department of Oral and Maxillofacial Surgery, College of Medicine, Ulsan University, ³Department of Oral and Maxillofacial Surgery, Jaw and Face Surgery Center, On General Hospital, ⁴Clinical Research Institute of Gyeongsang National University Hospital
- B-3-4 Low level laser irradiation stimulates RANKL-induced osteoclastogenesis in RAW 264.7 cells
Jae-Min Song, Sang-Hun Shin
Department of Oral and Maxillofacial Surgery, School of Dentistry, Pusan National University
- B-3-5 Photo-cured hyaluronic acid-based hydrogels containing growth and differentiation factor 5 (GDF-5) for bone tissue regeneration
Joo-Young Ohe, Yong-Dae Kwon, Min-Su Bae¹, Il Keun Kwon¹
Department of Oral and Maxillofacial Surgery, School of Dentistry, Kyung Hee University, ¹Department of Maxillofacial Biomedical Engineering, School of Dentistry, Kyung Hee University
- B-3-6 Efficacy and safety study of autologous stromal vascular fraction for treatment of degenerative arthritis of temporomandibular joint
Young-jin Son, Bu-Kyu Lee
Department of Oral and Maxillofacial Surgery, College of Medicine, University of Ulsan, Asan Medical Center

Nov. 1, 2014, Room C-3 Orthognathic surgery & Esthetics

- C-3-1 Comparison between fixation and non-fixation of lateral osteotomy line on the tubercle of the zygomatic arch for reduction malarplasty: using 3-dimensional conebeam CT
Han Lim Kim, Ui Lyong Lee, Young Jun Choi
Department of Oral and Maxillofacial Surgery, ChungAng University School of Medicine
- C-3-2 Evaluation of the changes on condylar position after orthognathic treatment for skeletal class II malocclusion patients.
Jungwon Cho^{*}, Sungkeun Choi, Jiyoun Yoon, Jinwoo Kim, Sun-Jong Kim, Myung-Rae Kim
Department of Oral and Maxillofacial Surgery, Ewha Womans University Mok-dong Hospital
- C-3-3 3D evaluation of condylar axial changes following double-jaw surgery for correction of facial asymmetry
Moon-Ho Kang^{1,2}, Ji-Yeon Kim^{1,3}, Pill-Hoon Choung¹, Sang-Jin Yu², Jun-Young You⁴, Byoung-Ho Kim⁵
¹Department of Oral and Maxillofacial Surgery, School of Dentistry, Seoul National University, ²FOS Dental Clinic, ³Department of Oral and Maxillofacial Surgery, St. Vincent's Hospital, The Catholic University of Korea, ⁴Gnatho Orthognathic Surgery Clinic, ⁵Smilefuture Orthodontic Clinic

- C-3-4 Clinical study on correlation between facial asymmetry and cranial vault morphology using 3D CT
Jae Seung Kim, Won Deok Lee
Department of Oral and Maxillofacial Surgery, KokKuk University Medical Center
- C-3-5 3-Dimensional treatment planning, Navigation and Key-hole technique for correcting facial asymmetry
Uilyong Lee, Youngjun Choi
Department of Oral and Maxillofacial Surgery, Chung-Ang University Hospital
- C-3-6 Long term stability according to fixation type during orthognathic surgery
Hak Gi Lee, Jae Suk Im, Eui Suk Lee, Jin Yong Lee, Yong Il Song, Hwan Yong Jang
Department of Oral and Maxillofacial Surgery, Guro Hospital, Korea University

Poster

- P-001 Anatomic difference of the pterygoid plate and descending palatine artery in relation to the maxillary growth pattern skeletal malocclusion classification
Dong Sung KIM*, Myeong Gyun KIM, Sung-Min KIM, Hye-Sun KIM, Jong-Ki HUH, Kwang-Ho PARK
Department of Oral and Maxillofacial Surgery, Gangnam Severance Hospital, College of Dentistry, Yonsei University
- P-002 Recovery of inferior alveolar nerve injury after bilateral sagittal split ramus osteotomy (BSSRO): retrospective study
Chi Heun Lee, Baek Soo Lee, Yong Dae Kwon, Byung Joon Choi, Jung Woo Lee, Hyun Woo Lee, Sung Ok Hong, Joo Young Ohe
Dept. of Oral & Maxillofacial Surgery, Kyung Hee University School of Dentistry
- P-003 Effects of orthognathic surgery on psychological status of patients with jaw deformities
Hiroyuki TAKATSUJI*, Taku KOJIMA, Daichi HASEBE, Tadaharu KOBAYASHI
Niigata University Graduate School of Medical and Dental Sciences, Japan
- P-004 Changes in the angle of inferior turbinate after inferior turbinate outfracture in superior repositioning Le Fort I osteotomy.
Hyo-Geon Kim*, Jung-Hoon Lee, Yong-Deok Kim, Sang-Yong Yoon, Sang-wook Ahn, Jae-Min Song, Jae-Yeol Lee, Sang-Hun Shin, Uk-Kyu Kim, In-Kyo Chung
Department of Oral and Maxillofacial Surgery, School of Dentistry, Pusan National University
- P-005 Comparison between Two-Dimensional Cephalometric and Three-Dimensional CT Image Measurements in Dentofacial Deformity Analysis
Moon-Key Kim, Sang-Hoon Kang, Jae-Won Lee, Se-Ho Lim, Yeon-Ho Kim
National Health Insurance Service Ilsan Hospital
- P-006 Changes after Intraoral Le Fort II osteotomy compared with intraoral Le Fort II+I osteotomy and Le Fort I osteotomy
Pill Hoon Choung, Ji Seon Lee
Department of Oral and Maxillofacial Surgery, Seoul National University Dental Hospital
- P-007 The changes of nasal area after posterior repositioning Le Fort I osteotomy in 2-jaw surgery
Jeong-Seok SEO*, Yong-Deok Kim, Sang-Yong Yoon, Sang-Wook Ahn, Jae-Min Song, Jae-Yeol Lee, Sang-Hun Shin, Uk-Kyu Kim, In-Kyo Chung
Department of Oral and Maxillofacial Surgery, School of Dentistry, Pusan National University

- P-008 Evaluation of esthetical improvements resulting from mandibular angle reduction
Joo Hwan Kim, Woo Yeol Jeong, Moon Young Kim, Se Jin Han, Chul Hwan Kim, Jae Hoon Lee, Kyung Wook Kim
Department of Oral and Maxillofacial Surgery, College of Dentistry, Dankook University
- P-009 Analysis of patients presenting Postoperative Complications after Orthognathic Surgery in Yonsei University Dental Hospital
Eun Jo*, Seung-Won Chung, Hwi-Dong Jung, Hyung-Sik Park, Young-Soo Jung
Department of Oral & Maxillofacial Surgery, Yonsei University College of Dentistry
- P-010 Reproduction effect of natural head position using POSIT algorithm in 3D virtual surgery
Hoon Joo Yang^{1,2*}, Jung Joon Han¹, Yoon Mi Song², Soon Jung Hwang^{1,2}
Department of Oral and Maxillofacial Surgery, Brain Korea 21 Plus, School of Dentistry, Seoul National University¹, Dental Research Institute, Seoul National University²
- P-011 Soft tissue changes following vertical ramus osteotomy based on amount of setback
Seung-Won Chung*, Seo-Yeon Jung, Hwi-Dong Jung, Hyung-Sik Park, Young-Soo Jung
Department of Oral and Maxillofacial Surgery, Yonsei University College of Dentistry
- P-012 Relapse of Intraoral Le Fort II osteotomy compared with intraoral Le Fort II+I osteotomy and Le Fort I osteotomy
Pill Hoon Choung, Ji Seon Lee
Department of Oral and Maxillofacial Surgery, Seoul National University Dental Hospital
- P-013 Splint therapy for the post-surgical stability in surgery-first orthognathic surgery
Gwang Seok Kim*, Jae Wang Lee, Jong Hyon Jung, Myung In Kim, Gap Hee Youn, Seunggon Jung, Min Suk Kook, Hong-Ju Park, Hee Kyun Oh, Sun Youl Ryu
Department of Oral and Maxillofacial Surgery, School of Dentistry, Dental Science Research Institute, Chonnam National University
- P-014 Transverse change of the proximal segment after bilateral sagittal split ramus osteotomy in patients with mandibular prognathism using computed tomography
Myung-In Kim*, Gap-Hee Youn, Sangmin Yi, Jun-Hwa Kim, Byeongguk Kim, Gwang-seok Kim, Seunggon Jung, Min-Suk Kook, Hong-Ju Park, Hee-Kyun Oh, Sun-Youl Ryu
Department of Oral and Maxillofacial Surgery, College of Dentistry, Chonnam National University
- P-015 Condylar positional changes after unilateral sagittal split ramal osteotomy on mandibular prognathism patients
Myung-In Kim*, Gap-Hee Youn, Sangmin Yi, Jun-Hwa Kim, Byeongguk Kim, Gwang-seok Kim, Seunggon Jung, Min-Suk Kook, Hong-Ju Park, Hee-Kyun Oh, Sun-Youl Ryu
Department of Oral and Maxillofacial Surgery, College of Dentistry, Chonnam National University

- P-016 The accuracy evaluation on prediction of postoperative soft tissue changes using a 3D scanner in Orthognathic surgery
Hojin Nam, Seung-Ki Min, Myung-jin Kim
Department of Oral and Maxillofacial Surgery, School of Dentistry, Seoul National University
- P-017 A Cephalometric Evaluation of the Pharyngeal Airway Space After Mandibular Distraction Osteogenesis
Dohyun Kwon, Seungki Min, Myungjin Kim
Department of Oral and Maxillofacial Surgery, Graduate School, Seoul National University
- P-018 Correction of the displaced condyle and proximal segment after Surgery-First orthognathic surgery
Seunggon Jung*, Kil-Hwa Yoo, Byeong-Guk Kim, Jong-Hyon Chong, Min-Suk Kook, Hong-Ju Park, Sun-Youl Ryu, Hee-Kyun Oh
Department of Oral and Maxillofacial Surgery, School of Dentistry, Dental Science Research Institute, Chonnam National University
- P-019 Indication and long term results of low condylectomy in hemimandibular hyperplasia: case report
Jeong Joon Han, Soon Jung Hwang
Department of Oral and Maxillofacial Surgery, School of Dentistry, Seoul National University
- P-020 Natural head position (NHP): A new approach in orthognathic surgery for patients with facial asymmetry
Jang-Hoon Ahn², Joo-won Kim¹, Min-jin Kim¹, So-mi Ahn¹, Young-seok Cho¹
¹*Department of Oral and Maxillofacial Surgery, Kangnam Sacred Heart Hospital, Halllym University,*
²*Department of Orthodontics, Kangnam Sacred Heart Hospital, Halllym University*
- P-021 Production and appropriation of resin template using the RP model for guide of mandibular angle reduction
T. H. Yu, B. Y. Choi, B. C. Kim, J. Lee
Department of Oral and Maxillofacial Surgery, School of Dentistry, Wonkwang University
- P-022 Facial scar revision using z-plasty - report of cases
Junghyun Kim
Department of Oral and Maxillofacial Surgery, Seoul National University Dental Hospital
- P-023 Correction of Lip Canting Using Bioabsorbables during Orthognathic Surgery
Woo-Young Lee, Min-Keun Kim, Seong-Gon Kim, Kwang-Jun Kweon, Young-Wook Park
Department of Oral & Maxillofacial Surgery, College of Dentistry, Gangneung-Wonju National University
- P-024 Le Fort I and horseshoe osteotomies in facial asymmetry patient: a case report
Il-kyu Kim, Ji-Hoon Seo*, Hyun-young Cho, Hyun-woo Cho, Dong-Hwan Lee
College of Medicine, Inha University

- P-025 A literature review about guide line of Surgery—first accelerated orthognathic surgery
Seung Jae Paek, Moon Gi Choi, Eun Joo Choi, Kyung-Hwan Kwon
Department of Oral and Maxillofacial Surgery, College of Dentistry, WonKwang University, Wonkwang Dental Research Institute
- P-026 A study of correlation between setback distance and relapse in patients underwent sagittal split ramus osteotomy.
Sung-Yong Park, Seong-Hoe Yoon, Dong-Keun Lee
Department of Oral and Maxillofacial Surgery, Sun Dental Hospital
- P-027 Decompression Device Using A Stainless Steel Tube And Wire for Treatment of Odontogenic Cystic Lesions: A Technical Report
Eun Joo Jung*, Jin-A Baek, Dae Ho. Leem
Department of Oral and Maxillofacial Surgery, School of Dentistry, Jeonbuk National University
- P-028 A comparative study between allogenic demineralized freeze-dried bone (A-DFDB) and Absorbable Atelocollagen sponge for generation of intrabony defect of the mandible
Tae-Jun Park*, Jee-Ho Lee, Bu-Kyu Lee
Department of Oral and Maxillofacial Surgery, Asan Medical Center, College of Medicine, Ulsan University
- P-029 The effect of decompression of keratocystic odontogenic tumor of the mandible
Eun-Jung Kwak, Seung-Won Chung, Woong Nam, Young-Soo Jung, Hyung-Sik Park, Hwi-Dong Jung
Department of Oral and Maxillofacial Surgery, College of Dentistry, Yonsei University
- P-030 Focal epithelial hyperplasia arising after porcelain-fused to metal bridge delivery in an East Asian patient
Min-Woo PARK, Soung-Min KIM, Young-Ah CHO, Hoon MYOUNG, Jong-Ho LEE
Department of Oral and Maxillofacial Surgery¹, Seoul National University Dental Hospital, Department of Oral and Maxillofacial Pathology², Kyung Hee University
- P-031 Conservative deep parotidectomy with preservation of superficial lobe on pleomorphic adenoma in deep lobe of parotid: A case report
Sang-Wook Ahn, In-Kyo Chung
Department of Oral and Maxillofacial Surgery, School of Dentistry, Pusan National University
- P-032 Dentigerous cyst related with right mandible second deciduous premolar: A case report of Marsupialization and normal eruption of impacted right second permanent premolar.
Se Heung Choi, Kyu Jo Shim, Jong Sik Kim, Dong Ju Choi, Jun Woo Park
Department of Oral and Maxillofacial Surgery, Kangdong Sacred Heart Hospital, Hallym University
- P-033 Hemangioma formation in the tongue: a case report
Choi Seok In, Kim Jong Sik, Park Jun Woo, Choi Dong Ju
Department of Oral and Maxillofacial Surgery, Kangdong Sacred Heart Hospital, Hallym University

- P-034 Lipoma of intraoral cavity: Report of a case
Byeong-Gi Park*, Dong-Ju Choi, Jun-Woo Park, Jong-Sik Kim
Department of Oral & Maxillofacial Surgery, College of Medicine, Hallym University
- P-035 Intravascular papillary endothelia hyperplasia on the hard palate in a young Korean female patient: A case report and literature review
Myeong-Gyun Kim, Dong Sung Kim, Eun ae Cho¹, Jin Kim^{1,2}, Kwang-Ho Park, Jae-Young Kim
Department of Oral and Maxillofacial Surgery, Gangnam Severance Hospital, College of Dentistry, Yonsei University, ¹Department of Oral Pathology, College of Dentistry, Yonsei University, ²Oral Cancer Research Institute, College of Dentistry, Yonsei University
- P-036 Kaposiform Hemangioendothelioma on gingiva: A case report
Hee-Seop Jung*, Hyo-Keun Shin, Jin-A Baek, Dae-Ho Leam, Seung-O Ko
Department of Oral and Maxillofacial Surgery, Chonbuk National University Hospital
- P-037 The treatment of adenomatoid odontogenic tumor on mandibular left premolar site unassociated with unerupted tooth: A case report
Hwa-gyeong Seon^{1*}, Bo-young Choi¹, Bong-cheol Kim¹, Young-deok Chee¹, Jun Lee^{1,2}
Department of Oral and Maxillofacial Surgery, School of Dentistry, Wonkwang University¹, Wonkwang Bone Regeneration Research Institute, Wonkwang University²
- P-038 Calcifying cystic odontogenic tumor associated with ameloblastic fibro-odontoma of the anterior maxilla
E.M. Lee^{1*}, B.Y. Choi¹, B.C. Kim¹, J. Lee^{1,2}
Department of Oral and Maxillofacial Surgery, School of Dentistry, Wonkwang University¹, Wonkwang Bone Regeneration Research Institute, Wonkwang University²
- P-039 A case report of Sialadenoma papilliferum of the hard palate
Dong Hyuck Kim, Eun Joo Choi, Moon Gi Choi, Kyung Hwan Kwon
Department of Oral and Maxillofacial Surgery, College of Dentistry, Wonkwang University
- P-040 pregnancy tumor occurred on tongue: case report
Hyung gyun Kim, In sook Park, Dong seok Sohn
Department of Oral and Maxillofacial Surgery, Catholic University Hospital of Daegu
- P-041 Carnoy's solution application for patient diagnosed with ameloblastoma: case report
Ko Kyung woo
Department of Oral and Maxillofacial Surgery, Hankook General Hospital
- P-042 Decompression Using Patient-customized Metal Plate in Treatment for Extensive Odontogenic Keratocyst
Seok-yong Park
Oral and Maxillofacial Surgery, Dong-A University Hospital

- P-043 Odontogenic fibromyxoma of maxilla: a rare case report
Sangip Lee^{2*}, Dong-Mok Ryu^{1,2}, Yu-Jin Jee^{1,2}, Deok-Won Lee^{1,2}, Jae-Hoon Jung²,
Taekyung Kim², Daeseung Ryu²
Department of Oral and Maxillofacial Surgery, School of Dentistry, Kyung Hee University¹, Kyung Hee University Dental Hospital at Gang-dong²
- P-044 Postoperative Maxillary Cyst: Delayed complication after LeFort I, III osteotomy
Ho-Sung Lee, Jun-Yung Kim, Hwi-Dong Jung
Department of Oral and Maxillofacial Surgery, College of Dentistry, Yonsei University
- P-045 The Different Result of Clinical finding and Histological finding in Craniofacial Disease:
A Case Report
Na-Rae Choi
Department of Oral and Maxillofacial Surgery, College of Dentistry, Pusan National University
- P-046 A novel mutation of the keratin 13 gene in a Korean family affected by white sponge
naevus
H. Kim¹, D. Yang², X. Zhang^{2,5}, J. Kim², A. Choi³, K. Shin³, J. Huh⁴, K. Park⁴
¹Dept. of Dentistry, Yongin Severance Hospital, Dept. of Oral and Maxillofacial Surgery, Yonsei University College of Dentistry, ²Oral Cancer Research Institute, Dept. of Oral Pathology, Yonsei University College of Dentistry, ³Dept. of Forensic Medicine, Yonsei University College of Medicine, ⁴Dept. of Oral and Maxillofacial Surgery, Gangnam Severance Hospital, Yonsei University College of Dentistry, ⁵Dept. of Pathology, Yanbian University Hospital, Yanji city, Jilin Province, China
- P-047 Treatment of fibrous dysplasia with facial deformity using SSRO and angle reduction:
A case report.
Duck-Hoon Kim, Bu-Kyu Lee
Asan Medical Center
- P-048 Traumatic bone cyst of mandibular angle: Case report
Seong-Wook Kim, In-Sook Park, Dong-Seok Sohn
Dept. of Oral and Maxillofacial Surgery, School of Medicine, Catholic University of Daegu
- P-049 Validation of Fibula Cutting Guide in Mandibular Reconstruction: In Vitro Comparison
with Manual Method Based on 3-dimensional Surgical Simulation
Se-Ho Lim^{*}, Yeon-Ho Kim, Jae Won Lee, Sang-Hoon Kang, Woong Nam, Moon-Key Kim
Department of Oral and Maxillofacial Surgery, National Health Insurance Service Ilsan Hospital
- P-050 The usefulness of 18F-FDG-PET/CT in the head and neck cancer
Dong-Yul Kim^{*}, Sung-Hoon Byun, Hyung-Suck Son, Ji-Uk Kim, Sang-su Lee,
Jang-Ho Son, Yeong-Cheol Cho, Iel-Yong Sung
Department of Oral and Maxillofacial Surgery, Ulsan University Hospital, College of Medicine, Ulsan University

- P-051 Resuscitation of free flaps after venous thrombosis: case report
Hee Young Yoo*, Baek Soo Lee, Yong Dae Kwon, Byung Joon Choi, Joo Young Ohe, Hyun Woo Lee, Sung Ok Hong, Jung Woo Lee
Dept. of Oral & Maxillofacial Surgery, Kyung Hee University School of Dentistry
- P-052 The effectiveness of elective neck dissection on early (stage I, II) squamous cell carcinoma of the tongue
Ki-Woong Sung*, Soung-Min Kim, Hoon Myoung, Myung-Jin Kim, Jong-Ho Lee
Department of Oral and Maxillofacial Surgery, Seoul National University Dental Hospital
- P-053 Pseudoankylosis due to soft tissue contracture: Report of two cases
Joong Woo Nam, Ik Jae Kwon, Soung Min Kim, Myung Ju Kim¹, Hoon Myoung, Jong Ho Lee
Department of Oral and Maxillofacial Surgery, Department of Prosthodontics¹, Seoul National University Dental Hospital
- P-054 Retrospective review of sarcoma in oral & maxillofacial region
Gi-Sung Yeo, Jung-Woo Nam, Hyung Jun Kim
Department of Oral & Maxillofacial Surgery, Yonsei University, College of Dentistry
- P-055 Clinical study for the prognosis of reconstructed mandibular body with non-vascularized iliac bone graft
Ji-eun Yoon*, Sung-Keun Choi, Jung-won Cho, Jin-woo Kim, Sun-Jong Kim, Myung-Rae Kim
Dept. of Oral and Maxillofacial Surgery, Ewha Womans University Mokdong Hospital
- P-056 Mandibular reconstruction with autologous human bone marrow stem cells and iliac bone graft in large bone defect
J.S. Park¹, B.Y. Choi¹, B.C. Kim¹, J. Lee^{1,2}
Department of Oral and Maxillofacial Surgery, School of Dentistry, Wonkwang University¹, Wonkwang Bone Regeneration Research Institute, Wonkwang University²
- P-057 External nose reconstruction using Forehead Flap: a case report
Myung-Hwan Lee*, Tae-Geon Kwon, Jun-Young Paeng, So-Young Choi, Jin-Wook Kim
Dept. of Oral & Maxillofacial Surgery, School of Dentistry Kyungpook National University
- P-058 A Retrospective Study of Reconstruction of lip defect after wide resection of lip cancer
Min Gyun Kim*, Seung Tae Lee, Sung Weon Choi, Joo Yong Park
Research Institute & Hospital, National Cancer Center
- P-059 Considerations for treatment of squamous cell carcinoma of the lip: A repeatedly recurred case
Jung Woo Nam, Jin Guen Kim, Jung Hyun Park, Woong Nam, In Ho Cha, Hyung Jun Kim
Department of Oral & Maxillofacial Surgery, College of Dentistry, Yonsei University

- P-060 Treatment of squamous cell carcinoma on lower lip through local advanced flap: A Case Report
Kun-Hyo Park*, Uk-Kyu Kim, Sang-Yong Yoon, Sang-Wook Ahn, Jae-Min Song, Jae-Yeol Lee, Yong-Deok Kim, Sang-Hun Shin, In-Kyo Chung
Department of Oral and Maxillofacial Surgery, School of Dentistry, Pusan National University
- P-061 Primitive neuroectodermal tumor of the mandible: A case report
Hoon Cho¹, Jung Hyun Park¹, Eunae Cho², Jin Kim², Woong Nam¹
Department of ¹Oral & Maxillofacial Surgery and ²Oral Pathology, College of Dentistry, Yonsei University
- P-062 Malignancy Transform of Oral Leukoplakia Patient on tongue: Case report
Tae-Seup Kim*, Uk-Kyu Kim, Hyo-Geon Kim, Sang-Yong Yoon, Sang-Yook Ahn, Jae-Min Song, Jae-Yeol Lee, Yong-Deok Kim, Sang-Hun Shin, In-Kyo Chung
Department of Oral and Maxillofacial Surgery, School of Dentistry, Pusan National University
- P-063 The treatment of hernia formation following harvest of DCIA free flap: A case report
Hee Sung Kim, Jae Young Kim, Woong Nam
Department of Oral & Maxillofacial Surgery, College of Dentistry, Yonsei University
- P-064 Treatment and rehabilitation of repetitive recurrent Langerhans cell histiocytosis: A CASE REPORT
Suk Huh*, Baek Soo Lee, Yong Dae Kwon, Byung Joon Choi, Joo Young Ohe, Hyun Woo Lee, Sung Ok Hong, Jung Woo Lee
Department of Oral and Maxillofacial Surgery, College of Dentistry, Kyung Hee University
- P-065 Successful resection and reconstruction with microvascular fibula free flap of clear cell odontogenic carcinoma: report of a case in mandible
Ik Jae Kwon*, Soung Min, Kim, Hoon Myung, Myung Jin Kim
Seoul National University Dental Hospital
- P-066 Expression of maxillary advancement with rigid external distraction on the soft tissue
Myung-Jin Kim¹, Jong-Ho Lee¹, Jin-Young Choi¹, Jun-Young Paeng, Seung-Ki Min¹
Department of Oral and Maxillofacial Surgery, School of Dentistry, Seoul National University¹, Department of Oral and Maxillofacial Surgery, School of Dentistry, Kyungpook National University²
- P-067 Case report: Reconstruction of alveolar cleft using allogenic graft material
Jengbin Park, Chan-Woo Jeong, Jin-Hyeok Lee, Hye-Sun Kim, Kwang-Ho Park, Jong-Ki Huh
Department of Oral and Maxillofacial Surgery, Gangnam Severance Hospital, College of Dentistry, Yonsei University

- P-068 Simultaneous orthognathic surgery and iliac bone graft for correction of class III malocclusion in unilateral cleft lip and palate patient and closure of post-operative nasolabial fistula: case report
Jeong Hwan Kim^{1*}, Kyung Pil Park¹, Won Bae Chun^{1,2}, Dong Whan Shin^{1,2}, Won-Deok Lee³, Ho Lee^{1,2}
¹Department of Oral and Maxillofacial Surgery, SMG-SNU Boramae Medical Center, ²Department of Oral and Maxillofacial Surgery, School of Dentistry, Seoul National University, ³Department of Oral and Maxillofacial Surgery, Konkuk University Medical Center
- P-069 Supernumerary nostril: A case report
Bo-Eun Choi, Dae-Ho Leem, Jin-A Baek, Seung-O Ko, Hyo-Keun Shin
Department of Oral and Maxillofacial Surgery, College of Dentistry, Chonbuk National University
- P-070 Median Cleft of the lower lip with Bifid tongue and hemifacial macrosomia: A Case Report
Yongsoo Kim^{*}, Dae-Ho Leem, Jin-A Baek, Seung-O Ko, Hyo-Keun Shin
Institute of Oral Bioscience, Dental School of Chonbuk National University
- P-071 Corrective rhinoplasty with combined use of autogenous auricular cartilage and porcine dermal collagen in cleft lip nose deformity
Si-Yeok Park, Min-Keun Kim, Kwang-Jun Kwon , Seong-Gon Kim, Young-Wook Park
Department of Oral and Maxillofacial Surgery, College of Dentistry, Gangneung-Wonju National University
- P-072 Surgical Repair of Macrostomia. A case report
Jung-Hwan Lim¹, Seong-Won Jung¹, Hyo-Keun Shin², Young-Soo Jung¹
¹Department of Oral and Maxillofacial Surgery, College of Dentistry, Yonsei University, ²Department of Oral and Maxillofacial Surgery, School of Dentistry, Jeonbuk National University
- P-073 Oronasal Fistula Closure using Two-Flap Palatoplasty with Intravelar Veloplasty
Jung Seo Yeon, Chung Seung won, Jung Hui Dong, Jung Young Soo
Department of Oral and Maxillofacial Surgery, College of Dentistry, Yonsei University
- P-074 Reflection on changes in soft tissue in the treatment of three cleft maxillary deficiency cases using RED
Gwang Seok Kim^{*}, Jae Wang Lee, Jong Hyon Jung, Myung In Kim, Gap Hee Youn, Hong Ju Park, Sun Youl Ryu
Department of Oral and Maxillofacial Surgery, School of Dentistry, Chonnam National University
- P-075 Independent predictors of satisfaction in impacted third molar surgery patients
Kim SH^{*}, Kim YK, Kim SM, Myoung H
Department of Oral and Maxillofacial Surgery, Dental Hospital, Seoul National University
- P-076 The comparison of the relief effect on post extraction complication of impacted third molar by submucosal injection of Dexamethasone or Triamcinolone
Guk Jin Seol¹, Young Hoon Jeon^{1,2}
¹Department of Oral & Maxillofacial Surgery, ²Department of Anesthesiology and Pain Medicine, School of Dentistry Kyungpook National University

- P-077 Study of clinical application of auto-tooth bone graft material after cyst enucleation
Affiliations
Cha-Ky Lee, Seung-O Ko, Jin-A Baek, Dae-Ho Leem
Department of Oral and Maxillofacial Surgery, Chonbuk National University Hospital
- P-078 IV sedation in dental clinic
Yu Kyoung Hwan
Department of Oral and Maxillofacial Surgery, College of Dentistry, Chosun University
- P-079 Comparative analysis of survival rate of implant using different fixture diameter
Wook-Jae Yoon*, Su-Gwan Kim, Seong-Yong Moon, Ji-Su Oh, Jae-Seak You, Kyung-Hwan You
Department of Oral and Maxillofacial Surgery, School of Dentistry, Chosun University
- P-080 Inferior alveolar canal perforation occurred during implant installation: review article
Sung-Suk Lee*, Su-Gwan Kim, Ji-Su Oh, Jae-Seek You, Kyung-Hwan You
Department of Oral and Maxillofacial Surgery, School of Dentistry, Chosun University
- P-081 Clinical prognosis of single implant mesiodistal cantilevered prosthesis: A retrospective clinical study
Sungbeom Kim
Department of Oral and Maxillofacial Surgery, Section of Dentistry, Seoul National University Bundang Hospital
- P-082 The evaluation of stability change depending on healing period after installation of super hydrophilic taper-type implants
Sungbeom Kim, Young-Kyun Kim
Department of Oral and Maxillofacial Surgery, Section of Dentistry, Seoul National University Bundang Hospital
- P-083 Correlation between membrane exposure to success of implant installation in guided bone regeneration with dens-Polytetrafluoroethylene (Cytoplast®) and implant installation
Chang-Hwa Jeong*, Ho-Yong Lim, Sung-Won Yang, Woo-Yul Lee, Jin-Yong Cho, Jae-Young Ryu, Hyeon-Min Kim
Dept. of Oral and Maxillofacial Surgery, Gachon University Gil Medical Center
- P-084 A study on effectiveness of employing a computer-guided implant surgical template in implant surgery
Tae-Jun Park^{1*}, Shin-Young Youk², Ji-Man Park³, Jee-Ho Lee¹
¹*Department of Oral and Maxillofacial Surgery, Asan Medical Center;* ²*Department of Prosthodontics, Ewha Womans University;* ³*Department of Prosthodontics & Dental Research Institute, Seoul National University*

- P-085 An assessment of template-guided implant surgery in respect of accuracy and related factors
Hong-Joon Kim¹, Soung-Min Kim², Myung-Jin Kim², Jee-Ho Lee¹
¹Department of Oral and Maxillofacial Surgery, Seoul Asan Medical Center; ²Department of Oral and Maxillofacial Surgery, School of Dentistry, Seoul National University
- P-086 Panoramic radiologic study on bone density according to maxillary sinus bone graft materials
Sangmin Yi*, Jaw-Wang Lee, Jun-Hwa Kim, Je-Seok Oh, Kil-Hwa Yoo, Gap-Hee Youn, Seunggon Jung, Min-Suk Kook, Hong-Ju Park, Sun-Youl Ryu, Hee-Kyun Oh
Department of Oral and Maxillofacial Surgery, School of Dentistry, Chonnam National University
- P-087 Accidental Displacement of the Dental Implant into the Medullary Space in the Posterior Mandible: Case Reports
Yuri Choi*, Su-Gwan Kim, Ji-Su Oh, Jae-Seek You
Dept. of Oral and Maxillofacial Surgery, School of Dentistry, Chosun University
- P-088 Maxillary sinus lift with tooth bio material and synthetic bone: case series
Hae-In Choi*, Su-Gwan Kim, Seong-Yong Moon, Ji-Su Oh, Jae-Seek You, Kyeong-Hwan You
Department of Oral and Maxillofacial Surgery, School of Dentistry, Chosun University
- P-089 Supra-crest installation of dental implant: case report and literature review
Hong-Seok Kim*, Su-Gwan Kim, Ji-Su Oh, Jae-Seek You, Kyoung-hwan Yu
Department of Oral and Maxillofacial Surgery, School of Dentistry, Chosun University
- P-090 A case of hydraulic pressure sinus floor elevation without graft material and lateral window approached sinus floor elevation with graft material in a same patient: Comparison of both sides
Dongkwan Kim¹*, Kyuho Yoon¹, Kwansoo Park¹, Jaemyung Shin², Jungho Bae¹, Jeeseon Baik²
¹Department of Oral and Maxillofacial Surgery, Sanggye Paik Hospital, College of Medicine Inje University; ²Department of Oral and Maxillofacial Surgery, Ilsan Paik Hospital, College of Medicine Inje University
- P-091 Study of the new bone formation capability of auto-cortical bone in long bone defect in beagle dog
Young-kak Kim*, Tae-hyun Jeon, Seung-beom Hong, Ki Hyun, Cong Zhou, In-seok Song, Sang-ho Jun, Jong-jin Kwon
Division of Oral and Maxillofacial Surgery, Department of Dentistry, Anam Medical Center, Korea University
- P-092 Study of the cancellous bone micro-architecture density changes on implant immediate loading
Seung-beom Hong, Teahyun Jeon, Young-kak Kim, Ki Hyun, Cong Zhou, In-seok Song, Sang-ho Jun, Jong-jin Kwon
Department of Oral and Maxillofacial Surgery, Anam Hospital, Korea University

- P-093 The Effects of Diode Laser Treatment in Decreasing the Level of Peri-implantitis from Titanium Screw Implant of SD Rats
Sung-Ho Lee*, Wei-Peng Jin, Na-ri Seo, Do-yun Kim, Joo-Young Lee, Sena Chung, Jeong Won Jahng, Jong-Ho Lee
Department of Oral & Maxillofacial Surgery, Seoul National University Dental Hospital
- P-094 Evaluation of Neurological Damage by Analysis of Current Perception Threshold (CPT) Change after Orthognathic surgery
Kyo-Jin Ahn, Young-Kyun Kim, Pil-Young Yun
Department of Oral and Maxillofacial Surgery, Section of Dentistry, Seoul National University Bundang Hospital
- P-095 Evaluation after various conservative treatments in the of Neurological Damage
Kyo-Jin Ahn, Young-Kyun Kim, Pil-Young Yun
Department of Oral and Maxillofacial Surgery, Section of Dentistry, Seoul National University Bundang Hospital
- P-096 Relationship between various cytokines in synovial fluid and severity of osteoarthritis of the TMJ: a preliminary report
Hong-Joon Kim, Bu-Kyu Lee
Department of Oral and Maxillofacial Surgery, Asan Medical Center, College of Medicine, Ulsan University
- P-097 Limitation of mouth opening due to bilateral coronoid process hyperplasia: Case report
Hong-Gi Min*, Su-Gwan Kim, Ji-Su Oh, Jae-Seek You, Kyung-Hwan Yoo
Department of Oral and Maxillofacial Surgery, School of Dentistry, Chosun University
- P-098 Prognosis evaluation of TMD patient who treated by Intraoral Vertical Ramus Osteotomy
Jang Won Lee, Eun Joo Choi, Moon Gi Choi, Kyoung-Hwan Kwon
Department of Oral and Maxillofacial Surgery, College of Dentistry, Wonkwang University
- P-099 A Case Report: Botulinum Toxin A Injection in Post-Herpetic Neuralgia
Yoo Ji Yong
Department of Oral and Maxillofacial Surgery, College of Dentistry, Wonkwang University
- P-100 Condylectomy and Interpositional Arthroplasty with Temporalis Myofascial Flap in patient with Condylar Hyperplasia Accompanying Calcified Articular Disk: Report of A Case
Kil-Hwa Yoo
Department of Oral and Maxillofacial Surgery, School of Dentistry, Chonnam National University
- P-101 The ultrasonographic assessment of local cross-sectional dimensions of masseter muscle in TMD patients
Chan-Woo Jeong*, Jengbin Park, Jae-Young Kim, Kug-Jin Jeon¹, Jong-Ki Huh
Department of Oral and Maxillofacial Surgery, Gangnam Severance Hospital, College of Dentistry, Yonsei University

- P-102 Survey on the treatment protocol for mandibular fractures in the Korean oral & maxillofacial educational hospitals
Dong-Young Chung*, Hyun-Jung Jang, Tae-Geon Kwon, Jin-Wook Kim, So-Young Choi, Jun-Young Paeng
Dept. of Oral & Maxillofacial Surgery, School of Dentistry, Kyungpook National University
- P-103 A simple method of intraoperative change of intubation tube
Ho-Yong Lim*, Jin-Yong Cho, Sung-Won Yang, Woo-Yul Lee, Chang-Hwa Jung, Jae-Young Ryu, Hyeon-Min Kim
Dept. of Oral and Maxillofacial Surgery, Gachon University Gil Medical Center
- P-104 retromandibular approach or endoscopic- assisted intraoral approach of subcondylar fracture ; retrospective analysis
Sun-Tae Lee*, Su-Gwan Kim, Seong-Yong Moon, Ji-Su Oh, Jae-Seek You, Kyung-Hwan Yoo
Department of Oral and Maxillofacial Surgery, School of Dentistry, Chosun University
- P-105 A Recent 10-year Retrospective Study on Nasal Bone Fracture
Jae-Wang Lee*, Sangmin Yi, Jun-Hwa Kim, Gwang-seok Kim, Jong-Hyun Chong, Seunggon Jung, Min-suk Kook, Hong-Ju Park, Sun-Youl, Ryu, Hee-Kyun Oh
Department of Oral and Maxillofacial Surgery, School of Dentistry, Chonnam National University
- P-106 Clinical Study of Reduction of Bony Fragment After Mandibular Angle Fracture Surgery
Woo-yul Lee, Jin-Yong Cho, Ho-yong Lim, Chang-Hwa Jeong, Sung-won Yang, Jae-Young Ryu, Hyeon-Min Kim
Dept. of Oral and Maxillofacial Surgery, Gachon University Gil Medical Center
- P-107 Treatment with iliac bone graft of Malunion and malocclusion after multiple facial bone fracture: a case report
Seong-won Yun*, Jun-Young Paeng, So-Young Choi, Tae-Geon Kwon, Jin-Wook Kim
Dept. of Oral & Maxillofacial Surgery, School of Dentistry Kyungpook National University
- P-108 The treatment of Blow-in fracture: 2 cases report
Ho-Yong Lim*, Jin-Yong Cho, Sung-Won Yang, Woo-Yul Lee, Chang-Hwa Jung, Jae-Young Ryu, Hyeon-Min Kim
Dept. of Oral and Maxillofacial Surgery, Gachon University Gil Medical Center
- P-109 Treatments of Comminuted Mandibular fracture with rigid fixation: a case report.
Myung-Hwan Lee*, Tae-Geon Kwon, Jun-Young Paeng, So-Young Choi, Jin-Wook Kim
Dept. of Oral & Maxillofacial Surgery, School of Dentistry Kyungpook National University
- P-110 The retrospective study on the postoperative complication of patients with mandible fx
Myungjin Jung*, Kyungwoo Ko, Hyohun Lee, Jihye Choi, Hyunsu Lee, Sunam Yang
Department of Oral and Maxillofacial Surgery, Cheongju Hankook Hospital

- P-111 **Mandible fracture: 36 cases report**
Dong Woo Lee*, Yong Gon Kim, Hee Sang Lee, Ji Hye Choe, Hyoun Soo Lee, Soo Nam Yang
Cheongju Hankook Hospital
- P-112 **The retrospective study about patients with Zygomaticomaxillary complex fracture.**
Hee Sang Lee*, Yong Gon Kim, Dong Woo Lee, Ji Hye Choe, Hyoun Soo Lee, Soo Nam Yang
Cheongju Hankook Hospital
- P-113 **Nasal reconstruction using a midline forehead flap: a case report**
Jong-hyon Chong*, Gwang-Seok Kim, Jae-Wang Lee, Myung-In Kim, Byeong-Guk Kim, Jun-Hwa Kim, Je-Seok Oh, Kil-Hwa Yoo, Gap-Hee Youn, Sang-Min Yi, Seunggon Jung, Hee-Kyun Oh, Hong-Ju Park,
Department of Oral and Maxillofacial Surgery, School of Dentistry, Dental Science Research Institute, Chonnam National University
- P-114 **Retrospective study of Head and Neck Deep Space Infections Treated from 2004 to 2013 in KyungHee University Dental Hospital**
Jung Ho Kim*, Baek Soo Lee, Yong Dae Kwon, Byung Joon Choi, Jung Woo Lee, Hyun Woo Lee, Sung Ok Hong, Joo Young Ohe
Kyung Hee University School of Dentistry
- P-115 **Clinical study of treatment and prognosis of bisphosphonate-related osteonecrosis of the jaw**
Dong-uk Seo*, Su-Gwan Kim, Ji-Su Oh, Jae-Seek You, Kyeong-Hwan You
Department of Oral and Maxillofacial Surgery, School of Dentistry, Chosun University
- P-116 **A Clinical Study of Maxillary Sinusitis**
Jong-hyon Chong*, Je-Seok Oh, Kil-Hwa Yoo, Gap-Hee Youn, Sang-Min Yi, Hong-Ju Park, Sun-Youl Ryu
Department of Oral and Maxillofacial Surgery, School of Dentistry, Chonnam National University
- P-117 **Surgical Management of Medication-Related Osteonecrosis of the Jaws: Retrospective Review of 130 cases**
Jae-Man Woo, Sung-Min Kim, Hoon Myung, Soon-Jung Hwang, Byung-Moo Seo, Jin-Young Choi, Jong-Ho Lee, Pilt-Hoon Choung, Myung-Jin Kim
Department of Oral and Maxillofacial Surgery, Seoul National University Dental Hospital
- P-118 **Clinical study of correlation among duration of medication, C-terminal cross-linking telopeptide of type I collagen and healing after surgical treatment in patients with bisphosphonate-related osteonecrosis of the jaws**
Da-nee Jeon*, Sang-yong Yoon, Sang-wook Ahn, Jae-min Song, Jae-yeol Lee, Yong-deok Kim, Sang-hun Shin, Uk-kyu Kim, In-kyo Chung
Dept. of Oral and Maxillofacial Surgery, School of Dentistry, Pusan National University
- P-119 **Clinicostastical study of abscess patients in oral maxillofacial for last 1 year**
Kim Yong Gon
Department of Oral and Maxillofacial Surgery, Cheongju Hankook Hospital

- P-120 Clinical and radiographical study on bone defect of bisphosphate related osteonecrosis of jaw bone (BRONJ) using rhBMP-2 (NOVOSIS®)
Chul-Man Kim*, Jin-Wook Kim, Jun-Young Paeng, Tae-Geon Kwon, So-Young Choi
Department of Oral and Maxillofacial Surgery, School of Dentistry, Kyungpook National University
- P-121 Review of the healing mechanism after Caldwell-Luc operation and the conservative drainage of an oroantral fistula
Ji-Hyeon Oh¹, Jeong-Seog Son¹, Byung-Ho Choi¹, Jae-Ha Yoo¹, Jong-Bae Kim²
¹*Department of Dentistry, Wonju Severance Christian Hospital, Yonsei University,* ²*Department of Dentistry, Dong San Medical Center, Keimyung University*
- P-122 Subcutaneous emphysema and pneumomediastinum during the extraction of maxillary third molar: A case report
JOONKYU KIM*, H.J. Yoon, S.H. Lee, D.W. Jung, J.I. Lee
Department of Oral & Maxillofacial Surgery, Yeouido St. Mary's Hospital, The Catholic University of Korea
- P-123 Pyogenic liver abscess due to odontogenic infection : case report
Nam-Kyoo Kim, Sin-Yeon Cho, Hyung Jun Kim
¹*Department of Dentistry, International St. Mary's Hospital, Catholic Kwandong University College of Medicine,* ²*Department of Oral and Maxillofacial Surgery, College of Dentistry, Yonsei University*
- P-124 Patients diagnosed BRONJ stage2 and stage3: Report of three cases
Doo-yeon Hwang*, Ho-Kyung Lee, Seung-il SONG*, Jeong-keun LEE
Department of Dentistry, Oral and Maxillofacial Surgery, Ajou University School of Medicine
- P-125 Management of odontogenic maxillary sinusitis_Cases reports and review
Ji-Youn Kim*, Hyun Chul Song
Division of Oral & Maxillofacial Surgery, Department of Dentistry St. Vincent's Hospital, The Catholic University of Korea
- P-126 Treatment of Osteomyelitis in the Mandible that is associated with the Florid Cemento-Osseous Dysplasia: A Case Report
Ji Yeon Baek², So Young Yoo², Sung Goo Han^{2*}, Min Seok Oh², Chul Min Park¹, Dong Won Suh¹, Seong Hoe Yoon¹, Dong Keun Lee¹
¹*Sun Dental Hospital Oral and Maxillofacial Surgery Clinic,* ²*Sun Dental Hospital Research and Educations Department*
- P-127 Osteonecrosis of jaw associated with antiangiogenic agents: A case report
Sang-hwa Roh*, Tae-Young Jung, Sang-Jun Park
Department of Oral and Maxillofacial Surgery, Busan Paik Hospital, Inje University
- P-128 Osteomyelitis in an Osteopathia striata with cranial sclerosis patient: Case Report
Jong Won Jang, Hang Gul Kim, Moon Young Kim, Se Jin Han, Chul Hwan Kim, Jae Hoon Lee, Kyung Wook Kim
Department of Oral and Maxillofacial Surgery, College of Dentistry, Dankook University

- P-129 A case report of Idiopathic pneumoparotitis
Hyohun Lee
Department of Oral and Maxillofacial Surgery, Cheongju Hankook Hospital
- P-130 Autogenous teeth used for bone grafting: A comparison to traditional grafting materials
Sungbeom Kim, Young-Kyun Kim
Department of Oral and Maxillofacial Surgery, Section of Dentistry, Seoul National University Bundang Hospital
- P-131 Analysis of Organic Components and Osteoinductivity in Autogenous Tooth Bone Graft Material
Jeong-Kui Ku, Young Kyun Kim, Junho Lee, Kyung Wook Kim, In Woong Um, Masaru Murata, Katsutoshi Ito
Department of Oral and Maxillofacial Surgery, Section of Dentistry, Seoul National University Bundang Hospital¹, Korea Tooth Bank, R&D Institute², Department of Oral and Maxillofacial Surgery, College of Dentistry, Dankook University³, Department of Oral and Maxillofacial Surgery, Health Sciences University of Hokkaido⁴
- P-132 Sequential treatment of SDF-1 and BMP-2 potentiates bone formation in calvarial defect
Jung-Tae Lee, Hee-Don Hwang, Hong-Moon Jung, Tae-Geon Kwon
Department of Oral & Maxillofacial Surgery, School of Dentistry, Kyungpook National University
- P-133 The biologic stability, resorption, effectiveness in guided bone regeneration of absorbable hydroxyapatite (HA) – coated magnesium mesh
S.H. Byun*, S.M. Kim, M.J. Kim, J.H. Lee
School of Dentistry, Seoul National University
- P-134 Effects of Demineralized Dentin Matrix used as a rhBMP-2 carrier for bone regeneration
Kyo-Jin Ahn, Young-Kyun Kim, Pil-Young Yun
Department of Oral and Maxillofacial Surgery, Section of Dentistry, Seoul National University Bundang Hospital
- P-135 Histomorphometric analysis of xenogeneic Demineralized Dentin matrix as Osteopromotive materials in rabbit skulls
Hae Seo Park, Joo Hwan Kim, Moon Young Kim, Se Jin Han, Chul Hwan Kim, Jae Hoon Lee, Kyung Wook Kim
Department of Oral and Maxillofacial Surgery, College of Dentistry, Dankook University
- P-136 Comparison of Stem Cells Derived from Periosteum and Bone Marrow of Jaw Bone and Long Bone in Rabbit Models
Eun-Kyoung Kim*, Jun-Beom Park, Won Lee, Young-Jin Lee, Seung-Hwan Kang, InSoo Kim
Division of Oral and Maxillofacial Surgery, Department of Dentistry, Uijeongbu St. Mary's Hospital, College of Medicine, The Catholic University of Korea, Uijeongbu, Korea Department of Periodontics, Seoul St. Mary's Hospital, College of Medicine, The Catholic University of Korea

- P-137 Regeneration of Peripheral Nerves by Human Dental Pulp-Derived Stem Cells in a Sciatic Nerve Injury of the Rat
Jun-Hwa Kim*, Kil-Hwa Yoo, Jae-Wang Lee, Kwang Chung, Min-Suk Kook, Hee-Kyun Oh, Sun-Youl Ryu, Kyung-Joo Seong, Ji-Yeon Jung, Hong-Ju Park
Department of Oral and Maxillofacial Surgery, School of Dentistry, Chonnam National University
- P-138 Histologic effects of intentional drilling on extraction socket in orthodontic movements in rats
Young Jin Lee^{1*}, Kyu-seok Suh², Won Lee¹, Insoo Kim¹
¹Uijeongbu St. Mary's Hospital, The Catholic University of Korea, ²Graduate School of Dental Science, The Catholic University of Korea
- P-139 Platelet rich fibrin (PRF) application for refractory wound in oral & maxillofacial surgery
Yongbin Lee
Department of Oral and Maxillofacial Surgery, College of Dentistry, Yonsei University
- P-140 Effect of training to improve orbicularis oris muscle endurance in patients with incompetent lips- Difference by facial morphology-
Mai OHTSUKA, Tomoo KANEKO, Junichiro IIDA
Department of Orthodontics, Division of Oral Functional Science, Hokkaido University Graduate School of Dental Medicine, Japan
- P-141 Transoral sialolithotomy of submandibular sialolith: report of cases
Sung-Won Yang*, Jae-Young Ryu, Ho-Yong Lim, Chang-Hwa Jeong, Woo-yul Lee, Jin-Yong Cho, Hyeon-Min Kim
Dept. of Oral and Maxillofacial Surgery, Gachon University Gil Medical Center
- P-142 Myositis ossificans of the head and neck : Report of two cases with progressive bone formation.
Seung-Soo Kim, Ki-Woong Sung, Soo-Hwan Byun, Jong-Ho Lee
Department of Oral and Maxillofacial Surgery, Seoul National University Dental Hospital
- P-143 The Effect of Induction and Electromagnetic Field Exposure in mesenchymal stem cell neurotropic factor release
Nari Seo, DoYun Kim, Seong-Ho Lee, Sena Chung, Joo-Young Lee, Soochan Kim, Young-Kwon Seo, Soung-Min Kim, Jeong-Won Jahng, Jong-Ho Lee
¹Department of Oral and Maxillofacial Surgery, School of Dentistry, Seoul National University; ²Daegu Gyeongbuk Institute of Science and Technology; ³Graduate School of Bio & Information Technology, Hankyong National University; ⁴Research Institute of Biotechnology, Dongguk University; ⁵Dental Research Institute, Seoul National University

- P-144 Soft tissue changes around the lips after bracket debonding: three-dimensional stereophotogrammetric evaluation of Lip changes after debonding using 3D photographs (Morpheus 3D, Morpheus®, Korea)
JeongKui Ku, YoungKyun Kim, PilYoung Yun, SangWoon Moon, NamKi Lee
¹Department of Oral and Maxillofacial Surgery, Seoul National University Bundang Hospital, ²Department of Orthodontics, Seoul National University Bundang Hospital
- P-145 A Clinical Survey of the Sedation or General Anesthesia in Independent Dental Hospital
B.H. Kim¹, B.Y. Choi¹, B.C. Kim¹, J. Lee^{1,2}
Department of Oral and Maxillofacial Surgery, School of Dentistry, Wonkwang University¹, Wonkwang Bone Regeneration Research Institute, Wonkwang University²
- P-146 The Usefulness of Cephalometric Measurement as a Diagnostic Tool for Obstructive Sleep Apnea Syndrome: A Retrospective Study
Young Jo Shin
Department of Oral and Maxillofacial Surgery, Dong-a University Medical Center
- P-147 The effect of temperature and injection rate of dental local anesthetics on injection pain, onset time and duration of anesthesia
Kyung-Pil Park, Jeong-Hwan Kim, Won-Bae Chun, Dong-Wan Shin, Ho Lee
Department of Oral and Maxillofacial Surgery, SMG-SNU Boramae Medical Center
- P-148 Renal osteodystrophy: The change of jaw due to secondary hyperparathyroidism, in chronic renal failure
Sung-Hwa Lee, Minkyu Kim, Hoon Cho, Jung Hyun Park, Woong Nam
Department of Oral and Maxillofacial Surgery, College of Dentistry, Yonsei University
- P-149 Case report: treatment of sialolithiasis through intraoral approach
Eoy-jung Lee, Soo-woon Lee, Seo-jung Hyun, Min-ho Son, Seong-june Park, Nam-seok Chee
Department of Oral and Maxillofacial Surgery, Haeundae Paik Hospital, Inje University
- P-150 Sialolithotomy with micro-suture of salivary duct: Case report
Jang-Ha Lee, Min-Keun Kim, Seong-Gon Kim, Kwang-Jun Kwon, Young-Wook Park
Department of Oral and Maxillofacial Surgery, College of Dentistry, Gangneung-Wonju National University
- P-151 Use of office-based ultrasonography for soft tissue lesions:A report of 3 cases with literature review
Minkyu Kim
Department of Oral and Maxillofacial Surgery, College of Dentistry, Yonsei University
- P-152 Reclassification of wound dressings for the oral and maxillofacial plastic reconstructive surgery
Huan Fan, Mi Young Eo, Yun Ju Cho, Min Woo Park, Soung Min Kim
Dental Research Institute, Department of Oral and Maxillofacial Surgery, School of Dentistry, Seoul National University

P-153 Ergonomic study of Robot Guided Contact-free Laser osteotomy?in major operations of Cranio-maxillofacial surgery

K-W. Baek^{1,2}, Ph. Juergens^{1,2}, Ph. Cattin³, H-F. Zeilhofer^{1,2}

¹Department of Cranio-Maxillofacial Surgery, University Hospital Basel, Basel, Switzerland, ²Hightech Research Centre of Cranio-Maxillofacial Surgery, University of Basel, Basel, Switzerland, ³Medical Image Analysis Centre, University of Basel, Basel, Switzerland

P-154 Retrospective study of Inflammatory Jawbone Diseases and Bisphosphonate related Osteonecrosis of the Jaw (BRONJ): from 2007 to 2013

Chae Yoon Lee^{*}, Back Soo Lee, Byung Joon Choi, Joo Young Ohe, Jung Woo Lee, Hyun Woo Lee, Sung Ok Hong, Yong Dae Kwon

Dept. of Oral and Maxillofacial Surgery, School of Dentistry, KyungHee University